



KS TRADING JANUARY 2024

CATALOGUE

COMPLETE FITNESS SOLUTIONS

CONTACT US

INFO@KSTRADING.COM.AU
 WWW.KSTRADING.COM.AU



OUR BRANDS

- GYMLECO SWEDEN
- HOIST FITNESS USA
- XMASTER
- MAXPUMP
- REPCON COMPANY
- INTENZA



Gymleco

SALES MANAGERS > MARIO - 0429 608 079 // JESSE - 0402 186 260

HOIST RPL ROC-IT PLATE LOADED

SEATED DIP

RPL-5101

FEATURES

- Adjustable exercise handles provide proper positioning and reduce excessive shoulder stress
- Starts the body in a slightly forward lean, then rocks rearward to a stable exercise position
- Naturally mimics the exercise motion of a bar dip
- Ratcheting seat adjustment

SPECS

- Product Dimensions (L x W x H): 72.00" x 52.75" x 52.25" (183 cm x 134 cm x 133 cm)
- Product Weight: 327 lbs (149 kg)
- Maximum Weight Storage: 720 lbs (327 kg)
- Maximum Exercise Weight Capacity: 800 lbs (363 kg)



BICEPS CURL

RPL-5102

FEATURES

- Exercise arms move independently for alternating curls
- Self-aligning arms automatically adjust to user
- Contoured handles provide multiple grip positions
- Rocking movement provides greater range of motion
- Ratcheting seat adjustments

SPECS

- Product Dimensions (L x W x H): 60.00" x 53.75" x 47.00" (152 cm x 137 cm x 120 cm)
- Product Weight: 362 lbs (165 kg)
- Maximum Weight Storage: 720 lbs (327 kg)
- Maximum Exercise Weight Capacity: 800 lbs (363 kg)



LAT PULLDOWN

RPL-5201

FEATURES

- Self-aligning handles automatically adjust to the user
- Multiple grip positions accommodate varying body sizes and arm lengths
- Starts the body in a slightly forward lean, increasing the muscle stretch to the lats and traps
- Pull movement lifts the seat while rocking the body rearward mimicking a natural pull-up movement
- Synchronized / independent diverging exercise motion follows natural rotation of the shoulder
- Adjustable thigh hold-down

SPECS

- Product Dimensions (L x W x H): 76.50" x 52.75" x 85.75" (194 cm x 134 cm x 218 cm)
- Product Weight: 409 lbs (186 kg)
- Maximum Weight Storage: 720 lbs (327 kg)
- Maximum Exercise Weight Capacity: 800 lbs (363 kg)



HOIST RPL ROC-IT PLATE LOADED

SEATED MID ROW

RPL-5203

FEATURES

- Self-aligning exercise arms recruit more mid and lower back muscles
- Swiveling handles provide pronated, neutral and supinated grip positions
- Synchronized diverging exercise motion follows the natural movement of the shoulder
- Ratcheting seat adjustments and self-aligning ratcheting chest pad

SPECS

- Product Dimensions (L x W x H): 70.50" x 52.75" x 47.00" (179 cm x 134 cm x 119 cm)
- Product Weight: 372 lbs (169 kg)
- Maximum Weight Storage: 720 lbs (327 kg)
- Maximum Exercise Weight Capacity: 800 lbs (363 kg)



CHEST PRESS

RPL-5301

FEATURES

- Contoured press handles allow multiple grips
- Starts with handles at chest level, then rocks rearward to align handles with the chin, mimicking the natural movement of a bench press
- Designed to reduce stress placed upon shoulder
- Synchronized converging exercise motion replicates exercise the dumbbell press exercise
- Ratcheting seat adjustment

SPECS

- Product Dimensions (L x W x H): 82.50" x 52.75" x 72.00" (209 cm x 134 cm x 183 cm)
- Product Weight: 441 lbs (200 kg)
- Maximum Weight Storage: 720 lbs (327 kg)
- Maximum Exercise Weight Capacity: 800 lbs (363 kg)



INCLINE PRESS

RPL-5303

FEATURES

- Contoured press handles allow multiple grips
- Starts with handles positioned at chest level, then rocks rearward to align handles with chin, mimicking the natural movement of an incline bench press
- Designed to reduce stress placed upon shoulder
- Synchronized converging exercise motion replicates the dumbbell press exercise
- Ratcheting seat adjustment

SPECS

- Product Dimensions (L x W x H): 90.25" x 52.75" x 56.25" (229 cm x 134 cm x 143 cm)
- Product Weight: 428 lbs (194 kg)
- Maximum Weight Storage: 720 lbs (327 kg)
- Maximum Exercise Weight Capacity: 800 lbs (363 kg)



HOIST RPL ROC-IT PLATE LOADED

DECLINE PRESS

RPL-5305

FEATURES

- Contoured press handles multiple grips
- Starts with handles positioned at chest level, then rocks rearward to align with chin, mimicking the natural movement of a decline bench press
- Designed to reduce stress placed upon shoulder
- Synchronized converging exercise motion replicates dumbbell press
- Ratcheting seat adjustment

SPECS

- Product Dimensions (L x W x H): 73.00" x 52.75" x 56.25" (185 cm x 134 cm x 143 cm)
- Product Weight: 375 lbs (170 kg)
- Maximum Weight Storage: 720 lbs (327 kg)
- Maximum Exercise Weight Capacity: 800 lbs (363 kg)



HACK SQUAT / DEAD LIFT

RPL-5356

FEATURES

HACK SQUAT FEATURES:

- Adjustable back and seat pad help to maintain a neutral spine resulting in less stress on back

DEAD LIFT / SHRUG FEATURES:

- Angled foot plate provides a stable foundation especially those with limited / tight calf muscles
- Compound exercise movement brings the weight back to draw the shoulders back to a stable finished position

GENERAL FEATURES:

- Oversized foot plate allows for multiple foot positions
- Self-aligning rotational hand grips accommodate varying shoulder widths while providing positioning
- Counter-balanced to reduce starting weight

SPECS

- Product Dimensions (L x W x H): 89.50" x 59.00" x 58.75" (227 cm x 150 cm x 149 cm)
- Product Weight: 502 lbs (228 kg)
- Maximum Weight Storage: 720 lbs (327 kg)
- Maximum Exercise Weight Capacity: 800 lbs (363 kg)



HOIST RPL ROC-IT PLATE LOADED

SEATED CALF RAISE

RPL-5363

FEATURES

- Lock-out automatically releases at start of exercise
- Adjustable, self-aligning thigh pad to accommodate varying leg lengths

SPECS

- Product Dimensions (L x W x H): 62.50" x 30.25" x 40.25" (159 cm x 77 cm x 103 cm)
- Product Weight: 132 lbs (60 kg)
- Maximum Exercise Weight Capacity: 800 lbs (363 kg)



DUAL ACTION LEG PRESS

RPL-5403

FEATURES

- Head and shoulder support adjust to accommodate varying body sizes
- Easy-to-access lockout mechanism automatically disengages at start of exercise
- Oversized foot plate provides multiple foot placements for leg press and calf exercises

SPECS

- Product Dimensions (L x W x H): 97.00" x 50.25" x 61.50" (247 cm x 128 cm x 157 cm)
- Product Weight: 539 lbs (245 kg)
- Maximum Exercise Weight Capacity: 1,300 lbs (590 kg)



STANDING CALF RAISE

RPL-5405

FEATURES

- Angled foot plate rotates to on ankle and calf muscles while reducing excess stress to the ball of the foot
- Adjustable shoulder support pads self-align to accommodate the user
- Counter-balanced to reduce starting weight

SPECS

- Product Dimensions (L x W x H): 58.00" x 52.50" x 82.75" (147 cm x 133 cm x 210 cm)
- Product Weight: 321 lbs (146 kg)
- Maximum Weight Storage: 720 lbs (327 kg)
- Maximum Exercise Weight Capacity: 800 lbs (363 kg)



HOIST RPL ROC-IT PLATE LOADED

SHOULDER PRESS

RPL-5501

FEATURES

- Starts with exercise handles positioned in front of body, then rocks rearward positioning handles over head to mimic natural movement of shoulder press
- Synchronized converging exercise motion replicates dumbbell press exercise
- Contoured handles provide multiple grip positions
- Counter-balanced to reduce starting weight
- Ratcheting seat adjustment

SPECS

- Product Dimensions (L x W x H): 81.75" x 52.75" x 55.25" (208 cm x 134 cm x 141 cm)
- Product Weight: 396 lbs (180 kg)
- Maximum Weight Storage: 360 lbs (163 kg)
- Maximum Exercise Weight Capacity: 800 lbs (363 kg)



ABS

RPL-5601

FEATURES

- Seat pad can be locked in place or unlocked for pivoting movement and multiple exercise options
- Starts the body in an upright position with exercise handles overhead for pre-stretch
- Designed to offer constant lumbar, thoracic and cervical support to avoid hyperextension or unnatural loading of the spine
- Avoids excessive hip flexion unlike traditional abdominal machines

SPECS

- Product Dimensions (L x W x H): 42.75" x 41.50" x 62.50" (109 cm x 106 cm x 159 cm)
- Product Weight: 195 lbs (89 kg)
- Maximum Weight Storage: 180 lbs (82 kg)
- Maximum Exercise Weight Capacity: 800 lbs (363 kg)



HOIST RS ROC-IT SELECTORIZED

SEATED DIP

RS-1101

FEATURES

- Starts the body in a slight forward lean, then rocks rearward to a stable exercise position
- Pivoting exercise handles provide proper positioning and reduce excessive shoulder stress
- Naturally mimics the exercise motion of a dip
- Ratcheting seat adjustment

SPECS

- Product Dimensions (L x W x H): 60.00" x 49.75" x 54.75" (152 cm x 126 cm x 140 cm)
- Product Weight: 616 lbs (279 kg)
- Weight Stack: 345 lbs (157 kg)



BICEPS CURL

RS-1102

FEATURES

- Exercise movement automatically adjusts to accommodate varying arm lengths
- Swiveling pulleys allow for pronated, neutral or supinated grip positions
- Starts the body in an upright posture to improve arm extension for biceps recruitment, then rocks rearward during the exercise to reduce shoulder and back involvement
- Rocking motion mimics natural movement of a standing barbell/dumbbell curl

SPECS

- Product Dimensions (L x W x H): 64.50" x 59.00" x 58.00" (164 cm x 150 cm x 148 cm)
- Product Weight: 631 lbs (286 kg)
- Weight Stack: 345 lbs (157 kg)



TRICEPS EXTENSION

RS-1103

FEATURES

- Contoured handles allow multiple grip positions
- Adjustable seat for varying user heights
- Articulating arms allow for a variety of exercises
- Effectively exercises all 3 heads of the triceps
- Foot assist bar brings exercise arms within closer reach for an easier starting position

SPECS

- Product Dimensions (L x W x H): 66.00" x 59.00" x 54.75" (168 cm x 150 cm x 139 cm)
- Product Weight: 557 lbs (253 kg)
- Weight Stack: 178 lbs (81 kg)



HOIST RS ROC-IT SELECTORIZED

LAT PULLDOWN

RS-1201

FEATURES

- Self-aligning handles automatically adjust to user to accommodate varying body sizes and arm lengths
- Multiple grip positions
- Starts the body in a slight forward lean, increasing the muscle stretch to the lats and traps
- Pull movement lifts the seat while rocking the body rearward mimicking a natural pull-up movement
- Patented counter-balanced exercise arm
- Adjustable thigh pad

SPECS

- Product Dimensions (L x W x H): 65.50" x 59.00" x 86.00" (167 cm x 150 cm x 218 cm)
- Product Weight: 728 lbs (330 kg)
- Weight Stack: 345 lbs (157 kg)



SEATED MID ROW

RS-1203

FEATURES

- Self-aligning arm allows the user to pull handles into a low row to recruit more back muscles
- Swiveling handles provide pronated, neutral and supinated grip positions
- Pull movement lifts the seat while rocking the body rearward to avoid unsafe lower back hyperextension
- No adjustments necessary

SPECS

- Product Dimensions (L x W x H): 67.50" x 47.75" x 54.75" (171 cm x 121 cm x 140 cm)
- Product Weight: 595 lbs (270 kg)
- Weight Stack: 345 lbs (157 kg)



LOW BACK

RS-1204

FEATURES

- Starts the body in a forward lean with knees bent, then rocks rearward to maintain proper alignment between hips and low back
- Swivel back pad is designed provide optimal support to the hips and spine
- Adjustable foot rests and self-aligning start position to accommodate varying user sizes

SPECS

- Product Dimensions (L x W x H): 67.75" x 55.50" x 54.75" (172 cm x 141 cm x 140 cm)
- Product Weight: 620 lbs (281 kg)
- Weight Stack: 345 lbs (157 kg)



HOIST RS ROC-IT SELECTORIZED

CHEST PRESS

RS-1301

FEATURES

- Contoured handles allow multiple grip positions
- Ratcheting seat adjustments
- Foot assist bar allows for optimal pre-stretch
- Starts with handles positioned at chest level, then rocks rearward, mimicking natural movement of a bench press
- Designed to reduce the stress placed upon the anterior shoulder capsule

SPECS

- Product Dimensions (L x W x H): 59.50" x 60.50" x 57.50" (151 cm x 154 cm x 146 cm)
- Product Weight: 624 lbs (283 kg)
- Weight Stack: 345 lbs (157 kg)



PEC FLY

RS-1302

FEATURES

- Exercise arms have dual pivots for a user defined exercise paths
- Swiveling handles self-align to user's wrist
- Starts with handles positioned at upper-chest level, then rocks rearward to engage chest muscles
- Designed to reduce the stress placed upon the anterior shoulder capsule
- Ratcheting seat adjustments

SPECS

- Product Dimensions (L x W x H): 73.50" x 64.25" x 55.50" (187 cm x 163 cm x 141 cm)
- Product Weight: 591 lbs (268 kg)
- Weight Stack: 345 lbs (157 kg)



LEG EXTENSION

RS-1401

FEATURES

- Easy-to-use, gas shock assisted adjustable back pad
- Self-aligning starting position
- Self-aligning roller pad automatically adjust to reduce stress on ankle joints
- Starts the body in upright posture, then rocks rearward providing a greater range-of-motion

SPECS

- Product Dimensions (L x W x H): 46.00" x 53.25" x 54.75" (117 cm x 135 cm x 139 cm)
- Product Weight: 665 lbs (302 kg)
- Weight Stack: 345 lbs (157 kg)



HOIST RS ROC-IT SELECTORIZED

LEG CURL

RS-1402

FEATURES

- Easy-to-use, gas shock assisted adjustable back pad
- Self-aligning starting position
- Self-aligning roller pad automatically adjusts to reduce stress on ankle joints
- Adjustable shin pad reduces stress on the knee joints
- Starts body in upright posture, then rocks rearward providing a greater range-of-motion
- Rocking movement lowers hips to prevent forward travel of the body unlike traditional machines

SPECS

- Product Dimensions (L x W x H): 46.00" x 53.25" x 54.75" (131 cm x 135 cm x 139 cm)
- Product Weight: 698 lbs (317 kg)
- Weight Stack: 360 lbs (164 kg)



LEG PRESS

RS-1403

FEATURES

- Eleven linear seat adjustments
- Large oval foot plate allows for both leg press and calf exercises
- Starts in traditional leg press position, then rocks rearward for greater gluteal muscle activation
- Step-through design and self-aligning starting position

SPECS

- Product Dimensions (L x W x H): 75.00" x 50.50" x 55.75" (190 cm x 128 cm x 141 cm)
- Product Weight: 882 lbs (400 kg)
- Weight Stack: 380 lbs (173 kg)
- Can Accomodate User Heights Between: 4.4" - 6.5" (11 cm - 16.5 cm)



INNER THIGH

RS-1406

FEATURES

- Range of motion adjustment accommodates starting position
- Starts body in a decline position to enhance user comfort, then rocks forward reducing stress on lower back

SPECS

- Product Dimensions (L x W x H): 68.25" x 37.50" x 56.50" (173 cm x 95 cm x 144 cm)
- Product Weight: 631 lbs (286 kg)
- Weight Stack: 190 lbs (86 kg)



HOIST RS ROC-IT SELECTORIZED

OUTER THIGH

RS-1407

FEATURES

- Range of motion adjustment accommodates starting position
- Starts body in a forward position to enhance user comfort, then rocks rearward reducing stress on lower back

SPECS

- Product Dimensions (L x W x H): 68.25" x 37.50" x 56.50" (173 cm x 95 cm x 144 cm)
- Product Weight: 631 lbs (286 kg)
- Weight Stack: 190 lbs (86 kg)



PRONE LEG CURL

RS-1408

FEATURES

- Starts body in upright angle making it easier to enter and exit
- Downward rocking motion keeps spine and neck in correct alignment unlike traditional prone leg curls
- Self-aligning roller for reduced stress on the knees and ankles

SPECS

- Product Dimensions (L x W x H): 54.75" x 45.50" x 54.75" (139 cm x 116 cm x 140 cm)
- Product Weight: 511 lbs (232 kg)
- Weight Stack: 178 lbs (81 kg)



GLUTE MASTER®

RS-1412

FEATURES

- Knee pad adjusts with pivoting movement for left and right exercise positioning
- Foot plate adjusts to accommodate varied leg lengths
- Added forearm support and angled-grip handles allow users to engage core muscles throughout the exercise
- Rocking downward movement of upper torso exercise offers an optimal range of motion and avoids unnatural spine and neck arching

SPECS

- Product Dimensions (L x W x H): 52.60" x 62.00" x 54.75" (134 cm x 158 cm x 140 cm)
- Product Weight: 580 lbs (263 kg)
- Weight Stack: 178 lbs (81 kg)



HOIST RS ROC-IT SELECTORIZED

ROTARY CALF

RS-1415

FEATURES

- Eleven linear seat adjustments to accommodate varying leg lengths
- Designed to focus movement through the ankle, promoting a greater range of exercise motion
- Rocking movement intensifies the work load to the calf muscle

SPECS

- Product Dimensions (L x W x H): 71.75" x 49.50" x 54.75" (182 cm x 126 cm x 140 cm)
- Product Weight: 736 lbs (334 kg)
- Weight Stack: 345 lbs (157 kg)



SHOULDER PRESS

RS-1501

FEATURES

- Neutral grip position reduces potential shoulder impingements
- Starts exercise handles in front of the body, then rocks rearward positioning handles overhead to mimic the natural movement of a shoulder press
- Ratcheting seat adjustment

SPECS

- Product Dimensions (L x W x H): 66.75" x 53.50" x 54.75" (170 cm x 136 cm x 140 cm)
- Product Weight: 622 lbs (282 kg)
- Weight Stack: 338 lbs (153 kg)



LATERAL RAISE

RS-1502

FEATURES

- Swiveling stabilizer handles to accommodate varying user sizes
- Forward rocking movement of the torso challenges core muscles while engaging deltoid muscle flexion
- Bi-lateral functionality allows for single-arm exercises
- Adjustable seat for varying user sizes

SPECS

- Product Dimensions (L x W x H): 59.00" x 47.25" x 56.50" (150 cm x 120 cm x 144 cm)
- Product Weight: 526 lbs (239 kg)
- Weight Stack: 298 lbs (135 kg)



HOIST RS ROC-IT SELECTORIZED

ABS

RS-1601

FEATURES

- Seat pad can be locked in place or unlocked for pivoting movement and multiple exercise options
- Starts body in upright posture with exercise handles overhead to pre-stretch the abdominal muscles
- Rocking movement lowers the hips to increase involvement of abdominal muscles
- Designed to offer constant lumbar, thoracic and cervical support to avoid hyperextension or unnatural loading of the spine
- Self-aligning starting position

SPECS

- Product Dimensions (L x W x H): 41.00" x 63.50" x 64.50" (104 cm x 161 cm x 164 cm)
- Product Weight: 553 lbs (251 kg)
- Weight Stack: 345 lbs (157 kg)



ROTARY TORSO

RS-1602

FEATURES

- Starting positions in 40, 60, 80, and 100 degrees angles offer a range of exercise motions
- Chest pad adjusts to accommodate varied torso lengths. Stabilizing handles offer upper body support to minimize low back stress
- Ergonomic kneeling pad minimizes low back stress

SPECS

- Product Dimensions (L x W x H): 45.50" x 42.00" x 56.75" (116 cm x 107 cm x 144 cm)
- Product Weight: 451 lbs (205 kg)
- Weight Stack: 128 lbs (58 kg)



CHIN DIP ASSIST

RS-1700

FEATURES

- Offers 14 exercise variations, 7 with assistance, and 7 without
- Flip 'N Grip™ handles allow users to perform neutral grip pull-ups and narrow grip chin-ups
- Rock grips develop wrist, arm, and shoulder strength
- Foot plate adjusts to accommodate assisted and unassisted exercise positions

SPECS

- Product Dimensions (L x W x H): 66.50" x 48.00" x 100.00" (169 cm x 122 cm x 254 cm)
- Product Weight: 857 lbs (389 kg)
- Weight Stack: 380 lbs (172 kg)



HOIST CL

CLUB LINE



CL-3102 Preacher Curl

(L x W x H): 49.75" x 43.50" x 48.50",
Weight: 481 lbs, Weight Stack: 200 lbs



CL-3103 Triceps Press

(L x W x H): 47.50" x 40.75" x 48.50",
Weight: 502 lbs, Weight Stack: 200 lbs



CL-3301 Chest Press

(L x W x H): 51.50" x 51.75" x 50.00",
Weight: 613 lbs, Weight Stack: 300 lbs



CL-3201 Lat Pulldown

(L x W x H): 54.50" x 55.50" x 81.00",
Weight: 692 lbs, Weight Stack: 300 lbs



HOIST CL CLUB LINE



CL-3401 Leg Extension

(L x W x H): 49.75" x 41.50" x 48.50",
Weight: 626 lbs, Weight Stack: 3z00 lbs



CL-3402 Leg Curl

(L x W x H): 58.50" x 41.50" x 48.50",
Weight: 629 lbs, Weight Stack: 300 lbs



CL-3501 Shoulder Press

(L x W x H): 50.75" x 55.00" x
50.00",
Weight: 568 lbs, Weight Stack:
200 lbs



CL-3403 Leg Press

(L x W x H): 63.00" x
44.25" x 48.50",
Weight: 782 lbs, Weight
Stack: 300 lbs

**CL-3403 Leg Press
(HS)**

(L x W x H): 63.00" x
44.25" x 48.50",
Weight: 882 lbs, Weight
Stack: 400 lbs



SIMPLE TRAINER

HD-4000



ARM ADJUSTMENT



SPECS

- ◆ **PRODUCT DIMENSIONS**
MAXIMUM FOOTPRINT (ARMS OUT, L x W)
 68" x 124" (173 cm x 315 cm)
- ◆ **PRODUCT DIMENSIONS MINIMUM FOOTPRINT**
(ARMS FULLY DOWN/UP, L x W)
 46" x 82" (117 cm x 208cm)
- ◆ **PRODUCT HEIGHT (ARMS DOWN/UP)**
 82" - 92" (208 cm - 234 cm)
- ◆ **PRODUCT WEIGHT**
 903 lbs (410 kg)
- ◆ **CABLE TRAVEL**
 100" (254 cm) - each side
- ◆ **WEIGHT STACKS**
 2 x 240 lbs (109 kg) - each
- ◆ **WEIGHT RATIO**
 3 to 1 = 80 lbs (36 kg) max. at each handle

FEATURES

- ◆ HOIST Fitness' patent-pending, dual-axis adjustment system controls both height and width of arms with a single, easy-to-adjust lever per side
- ◆ For added safety, the arms are slightly over-balanced* to prevent falling, and bold indicators show users when they are locked and ready to use
- ◆ Cables remain centered with the axis of rotation for the arms, preventing slack as adjustments are made all while providing a smooth, consistent feel
- ◆ Arm adjustments features 12 height positions and 9 width positions on each side
- ◆ Accessories include stabilizing handles and water bottle/phone holder
- ◆ Comes standard with HOIST x2 strap handles

*when paired with HOIST strap handles (x2 included)

HACK SQUAT

CF-3356



SPECS

- ◆ **PRODUCT DIMENSIONS (L x W x H)**
85" x 61" x 52" (216 cm x 155 cm x 140 cm)
- ◆ **PRODUCT WEIGHT**
489 lbs (222 kg)
- ◆ **STARTING WEIGHT (UNLOADED)**
88 lbs (40 kg)
- ◆ **MAXIMUM WORKOUT WEIGHT**
630 lbs (286 kg)
- ◆ **MAXIMUM WEIGHT STORAGE CAPACITY**
720 lbs (327 kg)

FEATURES

- ◆ Space saving 42 degree design for a minimum footprint
- ◆ Pegs for adding resistance bands on both sides of the machine
- ◆ Intuitive, easy-to-use lockout system with dual handles for safety
- ◆ Fully enclosed linear bearings for smooth, quiet motion
- ◆ High Impact Polypropylene covered weight racks to protect frame and reduce noise
- ◆ Integrated weight storage

POWER SQUAT

CF-3359



SPECS

- ◆ **PRODUCT DIMENSIONS (L x W x H)**
65.2" x 64.5" x 63.3" (166 cm x 164 cm x 161 cm)
- ◆ **PRODUCT WEIGHT**
340 lbs (154 kg)
- ◆ **STARTING WEIGHT (UNLOADED)**
67 lbs (30 kg)
- ◆ **MAXIMUM WORKOUT WEIGHT**
630 lbs (286 kg)
- ◆ **MAXIMUM WEIGHT STORAGE CAPACITY**
720 lbs (327 kg)

FEATURES

- ◆ Ergonomically correct pad and footplate positions accommodate a wide range of users
- ◆ Space saving upright design for a minimum footprint
- ◆ Pegs for adding resistance bands on both sides
- ◆ Intuitive, easy-to-use lockout system for safety
- ◆ Sealed ball-bearing pivot for smooth and quiet motion
- ◆ High Impact Polypropylene covered weight horns to protect frame and reduce noise
- ◆ Integrated weight storage

GLUTE THRUST

CF-3416



SPECS

- ◆ **PRODUCT DIMENSIONS (L x W x H)**
66.5" x 55.3" x 37.6" (169 cm x 141 cm x 95.5 cm)
- ◆ **PRODUCT WEIGHT**
308 lbs (140 kg)
- ◆ **STARTING WEIGHT (UNLOADED)**
45 lbs (20 kg)
- ◆ **MAXIMUM WORKOUT WEIGHT**
225 lbs (102 kg)
equal to 340 lbs at bar pad (154 kg)
- ◆ **MAXIMUM WEIGHT STORAGE CAPACITY**
275 lbs (125 kg)

FEATURES

- ◆ The patented, 4-Bar support system keeps the knees bent, limiting the engagement of the quadriceps to focus on the glutes
- ◆ Oversized, adjustable pad ensures a comfortable and secure user experience
- ◆ Sealed ball-bearing pivots for a smooth and quiet motion
- ◆ Integrated weight storage
- ◆ High Impact Polypropylene covered weight horns to protect frame and reduce noise



HALF RACK CF-3365



NON REMOVABLE COUNTERBALANCED PATENT PENDING SAFETY ARMS GLIDE UP AND DOWN WITH ONE HAND



NON REMOVABLE EASILY ADJUSTABLE PATENT PENDING J-HOOKS GLIDE UP AND DOWN WITH ONE HAND



Introducing the Hoist Fitness CF-3365 Half Rack - your perfect fitness companion. With non-removable, easily adjustable patent pending rack outs and counterbalanced patent pending safety tiers, it enhances your confidence and safety during workouts while also protecting your floor from damage. TPU-covered Rack Outs protect your barbell, while UHMW shielding on the safety tiers reduces friction and extends equipment lifespan.



M 0410 160 442
E info@kstrading.com.au
KS Trading Pty Ltd
Address: Unit 1, 3 Resolution Drive, Caringbah, NSW, 2229
Mail: PO BOX 2884 Taren Point NSW 2229
www.kstrading.com.au

COMMERCIAL FREEWEIGHT CF



PREACHER CURL

CF-3550

- 60° pad angle increases resistance while decreasing elbow strain
- Seven adjustable ratcheting seat positions to accommodate varying user heights
- Two bar rack-out positions
- Polyurethane covered bar rack-outs to protect the barbell and frame
- Maximum exercise weight capacity: 600 lbs (272 kg)



(Weight bars NOT included)

STANDING PREACHER CURL

CF-3555

- Ratcheting preacher pad adjusts easily and quickly to accommodate varying user sizes
- Two-sided pad to accommodate two different curl positions (angled / vertical)
- Walk-up design for easy entry and exit
- Polyurethane covered drop-rails to protect the barbell and frame
- Maximum exercise weight capacity: 400 lbs (181 kg)



(Weight bars NOT included)



M 0410 160 442
E info@kstrading.com.au
KS Trading Pty Ltd
Address: Unit 1, 3 Resolution Drive, Caringbah, NSW, 2229
Mail: PO BOX 2884 Taren Point NSW 2229
www.kstrading.com.au

FLAT/INCLINE BENCH

CF-3160

- Six adjustable back pad positions from 0°, 15°, 30°, 45°, 60° and 80° for incline and flat bench exercises
- Five adjustable ratcheting seat positions accommodate varying user heights
- Thermoplastic polyurethane covers for back pad adjusters to reduce wear
- Integrated hand grip and wheels provide tilt 'n roll capability for easy storage
- Maximum exercise weight capacity: 1,000 lbs (454 kg)



SUPER ADJUSTABLE FLAT/DECLINE BENCH

CF-3162

- Five angled positions adjust in 5° increments from 0° to -20° for flat and decline bench exercises
- Multi-purpose design also allows for abdominal bench exercises
- Self-aligning roller pads accommodate varying leg lengths
- Maximum exercise weight capacity: 1,000 lbs (454 kg)



SUPER FLAT/INCLINE/DECLINE BENCH

CF-3165

- Seven back pad positions adjust from -15°, 0°, 15°, 30°, 45°, 60° and 80° to accommodate flat, incline and decline bench exercises
- Gas-shock assisted seat easily adjusts into five seat positions for varying user heights
- Thermoplastic polyurethane covers for back pad adjusters to reduce wear
- Self-aligning roller pads provide leg support during exercises
- Integrated hand grip and wheels provide tilt 'n roll capability for easy storage
- Maximum exercise weight capacity: 1,000 lbs (454 kg)



INCLINE LEVERAGE ROW

CF-3661-A

- No adjustment necessary
- Multiple grip positions (narrow / wide) for exercise variation
- Polyurethane covered exercise bar
- Dual position foot plates for varying user heights
- Maximum exercise weight capacity: 600 lbs (272 kg)



(Weight plates NOT included)

FLAT OLYMPIC BENCH

CF-3170-A

- Angled frame uprights match the natural arc of the exercise movement
- Two start / finish rack points for varying user heights
- Polyurethane covered bar rack-outs and weight racks to protect the Olympic Bar and frame
- Incorporates eight weight plate storage points
- Maximum weight storage capacity: 900 lbs (408 kg)
- Maximum exercise weight capacity: 1,000 lbs (454 kg)



INCLINE OLYMPIC BENCH

CF-3172-A

- Angled frame uprights match the natural arc of the exercise movement
- 30° angle on back pad for incline bench exercises
- Eight adjustable ratcheting seat positions to accommodate varying user heights
- Two start / finish rack points for varying user heights
- Polyurethane covered bar rack-outs and weight racks to protect the Olympic Bar and frame
- Integrated foot rests provide proper exercise alignment
- Integrated spotter stand (sold separately)
- Incorporates eight weight plate storage points
- Maximum weight storage capacity: 900 lbs (408 kg)
- Maximum exercise weight capacity: 1,000 lbs (454 kg)



FLAT BENCH

CF-3163

- Tripod frame design provides greater stability
- Removable non-skid foot pads
- Bench height: 16.95" (43 cm)
- Maximum exercise weight capacity: 1,000 lbs (454 kg)



OLYMPIC DECLINE BENCH

CF-3177-A

- Angled frame uprights match the natural arc of the exercise movement
- -15° angle on back pad for decline bench exercises
- Adjustable and self-aligning leg roller pads to accommodate varying leg lengths
- Two start / finish rack points for varying user heights
- Polyurethane covered bar rack-outs and weight racks to protect the Olympic Bar and frame
- Incorporates eight weight plate storage points
- Maximum weight storage capacity: 900 lbs (408 kg)
- Maximum exercise weight capacity: 1,000 lbs (454 kg)



MILITARY PRESS

CF-3860

- Five adjustable seat heights
- Six adjustable ratcheting back pad positions
- One rear facing start / finish rack point and two forward facing start / finish rack points for varying user heights
- Permanent safety tiers for user safety
- Polyurethane covered bar rack-outs and weight racks to protect the Olympic Bar and frame
- Integrated foot rests provide proper exercise alignment
- Integrated spotter stand
- Integrated weight storage with six weight plate holders
- Maximum weight storage capacity: 740 lbs (336 kg)
- Maximum exercise weight capacity: 1,000 lbs (454 kg)



(Weight plates and Olympic Bar NOT included)



M 0410 160 442
 E info@kstrading.com.au
 KS Trading Pty Ltd
 Address: Unit 1, 3 Resolution Drive, Caringbah, NSW, 2229
 Mail: PO BOX 2884 Taren Point NSW 2229
www.kstrading.com.au

3-WAY OLYMPIC FLAT/INCLINE/DECLINE BENCH

CF-2179-B

- Ten adjustable back pad positions from -15° to 30° in 5° increments to accommodate incline, flat and decline bench exercises
- Integrated dual position foot rests to allow proper exercise positions
- 16 linear adjustments to accommodate varying user heights
- Spotter stand provides more leverage and better positioning
- Incorporates 12 weight plate holders for easy storage
- Maximum weight storage capacity: 870 lbs (395 kg)
- Maximum exercise weight capacity: 1,000 lbs (454 kg)



UTILITY STOOL

CF-3950

- Tripod frame design provides greater stability
- Integrated carrying handle
- Bench height: 16.88" (43 cm)
- Maximum exercise weight capacity: 1,000 lbs (454 kg)



UTILITY BENCH

CF-3960

- Tripod frame design provides greater stability
- Integrated foot rests allow for proper exercise alignment
- Bench height: 36.64" (93 cm)
- Maximum exercise weight capacity: 800 lbs (363 kg)



VERTICAL KNEE RAISE/DIP

CF-3252-A

- Two sets of hand grips for dip and vertical knee raise exercises
- Angled arm rests offer stable positioning for vertical knee raise exercises
- Angled dip handles accommodate varying user widths
- Optional Fitness Tree CF-3962-A attachment provides additional exercises (sold separately)
- Maximum exercise weight capacity: 400 lbs (181 kg)



FITNESS TREE

CF-3962-A

- Two sets of hand grips for dip and vertical knee raise exercises
- Upper hand grips for neutral and wide pull-up exercises
- Integrated rock climbing holds offer an exciting exercise variation
- Angled arm rests offer stable positioning for vertical knee raise exercises
- Angled dip handles accommodate varying user widths
- Maximum exercise weight capacity: 400 lbs (181 kg)



BACK HYPER

CF-3663

- Four adjustable ratcheting angle positions ranging from 35° to 50° in 5° increments
- 10 adjustable ratcheting thigh pad positions to accommodate varying user heights
- Polyurethane covered weight racks
- Contoured foot rests and leg roller pads provide lower body stabilization
- Integrated weight plate holders on base of frame
- Maximum exercise weight capacity: 600 lbs (272 kg)
- Maximum weight storage capacity: 90 lbs (41 kg)



AB BENCH

CF-3264

- Seven adjustable angle positions ranging from 10° to -20° in 5° increments
- Easy to use, gas-shock assisted angle adjustments for flat, incline and decline exercise positions
- Self-aligning leg roller pads accommodate varying leg lengths
- Maximum exercise weight capacity: 800 lbs (363 kg)



ANGLED LINEAR LEG PRESS

CF-3355

- Back pad adjusts to five different positions
- Assist bar positioned on foot plate for easy entry/exit
- Dual turn lock-outs for user safety
- Fully enclosed linear bearing allows for a smooth and quiet motion
- Polyurethane covered weight racks to protect frame and reduce noise
- Can accommodate up to 26 weight plates on integrated exercise weight horns
- Integrated weight storage
- Maximum weight storage capacity: 720 lbs (327 kg)
- Maximum exercise weight capacity: 1,000 lbs (454 kg)



KNEELING LEG CURL

CF-3411

- Kneeling configuration allows for easy pivot point location and focuses resistance in target muscles throughout the movement
- Pivoting padded knee rest allows user to move from left leg to right leg without other adjustments
- Stabilizing ergonomic grips made of thermoplastic polyurethane improve elasticity complete with anti-slip aluminum end caps
- Contoured pads for a comfortable form-fitting feel
- 1.5" dia. x 3mm wall storage and exercise weight horns
- Sturdy commercial grade frame construction: 2.5mm wall thickness tubing (~12 gauge)
- Length: 46.65" (118.49 cm)
- Width: 52.93" (134.44 cm)
- Height: 52.68" (133.8 cm)
- Weight: 244 lb (110.68 kg)
- Exercise capacity: 125 lb (56.69 kg) per horn (250 lb total)
- Storage capacity: 125 lb (56.69 kg) per horn (250 lb total)
- Starting exercise weight = 11 lb (5 kg) per horn (22 lb total)



7 DEGREE SMITH

CF-3753

- 7° angle on linear exercise movement
- EZ-LOC LATCHING MECHANISM™ automatically locks and unlocks weight bar and safety stops
- Easy one-handed adjustable safety stops
- Polyurethane covered weight racks to protect frame and reduce noise
- Incorporates ten weight plate holders for easy storage
- Starting weight of Olympic Bar: 25 lbs (11 kg)
- Maximum weight storage capacity: 1,350 lbs (612 kg)
- Maximum exercise weight capacity: 540 lbs (245 kg)



(Weight plates NOT included)



M 0410 160 442
E info@kstrading.com.au
KS Trading Pty Ltd
Address: Unit 1, 3 Resolution Drive, Caringbah, NSW, 2229
Mail: PO BOX 2884 Taren Point NSW 2229
www.kstrading.com.au

POWER CAGE

CF-3364-A

- 20 available adjustment points at 2.5" increments with adjustable bar rack-outs for varying user heights
- Adjustable safety tiers with front Olympic Bar rack-out
- Integrated pull-up station with rock climbing holds
- Polyurethane covered weight racks to protect frame and reduce noise to protect frame and reduce noise
- Integrated weight storage
- Maximum weight storage capacity: 940 lbs (426 kg)
- Maximum exercise weight capacity: 540 lbs (245 kg)



(Weight plates and Olympic Bar NOT included)



M 0410 160 442
E info@kstrading.com.au
KS Trading Pty Ltd
Address: Unit 1, 3 Resolution Drive, Caringbah, NSW, 2229
Mail: PO BOX 2884 Taren Point NSW 2229
www.kstrading.com.au

SQUAT RACK

CF-3367-A

- Five start / finish rack points for varying user heights
- Permanent safety tiers
- Front rack-outs for shoulder shrug and dead lift exercises
- Polyurethane covered bar rack-outs and weight-racks to protect the Olympic Bar and frame
- Integrated weight storage with ten weight plate holders
- Maximum weight storage capacity: 900 lbs (408 kg)
- Maximum exercise weight capacity: 1,000 lbs (454 kg)



(Weight plates and Olympic Bar NOT included)



M 0410 160 442
 E info@kstrading.com.au
 KS Trading Pty Ltd
 Address: Unit 1, 3 Resolution Drive, Caringbah, NSW, 2229
 Mail: PO BOX 2884 Taren Point NSW 2229
www.kstrading.com.au

DUAL ACTION SMITH[®]

CF-3754

- Racking system provides nine positions for Smith exercises
- Dual Action technology produces simultaneous horizontal and vertical bar movement
- Adjustable safety tiers
- Polyurethane covered weight racks to protect frame and reduce noise
- Travel distance of horizontal bar movement: 30.25" (77 cm)
- Travel distance of vertical bar movement: 63.50" (161 cm)
- Starting weight of Olympic Bar: 52 lbs (24 kg)
- Incorporates ten weight plate holders for easy storage
- Maximum weight storage capacity: 1,350 lbs (612 kg)
- Maximum exercise weight capacity: 540 lbs (245 kg)



(Weight plates NOT included)



M 0410 160 442
 E info@kstrading.com.au
 KS Trading Pty Ltd
 Address: Unit 1, 3 Resolution Drive, Caringbah, NSW, 2229
 Mail: PO BOX 2884 Taren Point NSW 2229
www.kstrading.com.au



HD DUAL SERIES

2022 BROCHURE

HOIST[®]
FITNESS

DUAL SERIES®

FEATURES

From the creators of the original Dual Series comes the expanded 3rd generation HOIST® HD Dual Series®, offering a comprehensive solution for fitness facilities where space, budget or both are at a premium. Featuring the same aesthetic distinction and durable construction as the popular HOIST ROC-IT® line, the HD Dual Series® offers dual or multi-function stations.

By combining multiple exercises in each selectorized unit, the HD Dual Series® allows facilities to maximize space and fitness offerings. Unique features such as patented FLIP-N-DIP® and FLIP-N-GRIP® handles, Silent Steel® Weight Stacks and Rock Grips, make the HOIST HD Dual Series® the stand-out choice for prestigious gym brands, hotels and universities around the world.

Utilizing flexibility in design, HOIST® Fitness can provide a state-of-the-art strength circuit for almost any fitness center. The HD Dual Series® offers an exciting blend of quality components, intuitive adjustments, superior biomechanics and excellent value.

COMFORT & DURABILITY

- ◆ Head support and oversized handles provides a more comfortable and secure workout
- ◆ Oval tube frame provides unsurpassed strength and durability

CONVENIENCE

- ◆ Ratcheting adjuster system provides quick and easy seat adjustments to accommodate varying user sizes
- ◆ Integrated scuff guards and rubber foot protectors safeguard the machine's frame and facility floor
- ◆ Workout instructions for each machine available for download on your smartphone
- ◆ Integrated towel/bottle holder and accessory tray keeps personal items organized and reduces clutter on the gym floor

SLEEK & APPEALING

- ◆ Large radius bends add beauty as well as frame rigidity
- ◆ Silent Steel® Weight Stack designed to reduce noise during exercise

SIMPLE TRAINER

HD-4000



ARM ADJUSTMENT



SPECS

- ◆ **PRODUCT DIMENSIONS**
MAXIMUM FOOTPRINT (ARMS OUT, L x W)
68" x 124" (173 cm x 315 cm)
- ◆ **PRODUCT DIMENSIONS MINIMUM FOOTPRINT**
(ARMS FULLY DOWN/UP, L x W)
46" x 82" (117 cm x 208cm)
- ◆ **PRODUCT HEIGHT (ARMS DOWN/UP)**
82" - 92" (208 cm - 234 cm)
- ◆ **PRODUCT WEIGHT**
903 lbs (410 kg)
- ◆ **CABLE TRAVEL**
100" (254 cm) - each side
- ◆ **WEIGHT STACKS**
2 x 240 lbs (109 kg) - each
- ◆ **WEIGHT RATIO**
3 to 1 = 80 lbs (36 kg) max. at each handle

FEATURES

- ◆ HOIST Fitness' patent-pending, dual-axis adjustment system controls both height and width of arms with a single, easy-to-adjust lever per side
- ◆ For added safety, the arms are slightly over-balanced* to prevent falling, and bold indicators show users when they are locked and ready to use
- ◆ Cables remain centered with the axis of rotation for the arms, preventing slack as adjustments are made all while providing a smooth, consistent feel
- ◆ Arm adjustments features 12 height positions and 9 width positions on each side
- ◆ Accessories include stabilizing handles and water bottle/phone holder
- ◆ Comes standard with HOIST x2 strap handles

*when paired with HOIST strap handles (x2 included)

DUAL PULLEY FUNCTIONAL TRAINER

HD-3000



*Kettlebells and other accessories not included

SPECS

- ◆ **PRODUCT DIMENSIONS (L x W x H)**
71.6" x 51.1" x 91.7" (130 cm x 181 cm x 233 cm)
- ◆ **PRODUCT WEIGHT**
918 lbs (416 kg)
- ◆ **WEIGHT STACK**
2x 200 lbs (91 kg)

FEATURES

- ◆ Space efficient functional trainer featuring convenient corner design and accessory racks
- ◆ Dual 200 lb Silent Steel® weight stacks provide a 2:1 ratio (50% resistance)
- ◆ 27 pulley positions placed at 2.5" increments
- ◆ Five pull-up/chin-up grip options including patented FLIP-N-GRIP® handles and rock climbing grips
- ◆ Integrated step-up assist for easy access to pull-up grips
- ◆ Suspension trainer attachment for TRX®* and suspension trainer exercises
- ◆ Steel weight shields surround sides and back of weight stacks
- ◆ Comes standard with two (2) Strap Handles, Padded Ankle/Thigh Strap, Aluminum Curl Bar, Dual-Attachment Aluminum Long Bar, Dual-Attachment Long Strap

*TRX Strap not included. TRX is a registered trademark of Fitness Anywhere LLC (TRX)

PREACHER CURL / TRICEPS EXTENSION

HD-3100



TRICEPS EXTENSION



PREACHER CURL



LOWER BACK SUPPORT ON SEAT



MULTIPLE GRIP OPTIONS



SPECS

- ◆ **PRODUCT DIMENSIONS (L x W x H)**
51.0" x 48.5" x 55.0" (129 cm x 123.1 cm x 140 cm)
- ◆ **PRODUCT WEIGHT HD**
476 lbs (216 kg)
- ◆ **PRODUCT WEIGHT HDG**
510 lbs (231 kg)
- ◆ **WEIGHT STACK HD**
190 lbs (86 kg)
- ◆ **WEIGHT STACK HDG**
225 lbs (102 kg)

FEATURES

- ◆ Bi-directional arm allows performance of biceps and triceps exercises in one machine
- ◆ Seven seat pad adjustments for varying user heights
- ◆ Multiple range-of-motion adjustments for both exercises

LAT PULLDOWN / MID ROW

HD-3200

MID ROW



LAT PULLDOWN



MULTIPLE ADJUSTMENT POINTS



AIRCRAFT GRADE ALUMINUM BAR



SPECS

- ◆ **PRODUCT DIMENSIONS (L x W x H)**
49.0" x 66.0" x 86.0" (122 cm x 168 cm x 218 cm)
- ◆ **PRODUCT WEIGHT HD**
624 lbs (283 kg)
- ◆ **PRODUCT WEIGHT HDG**
649 lbs (294 kg)
- ◆ **WEIGHT STACK HD**
225 lbs (102 kg)
- ◆ **WEIGHT STACK HDG**
250 lbs (113 kg)

FEATURES

- ◆ Telescoping chest pad with integrated thigh pads provide proper positioning and support for pulldown and mid row exercises
- ◆ Dual-position hand grips for mid row exercises
- ◆ Includes ultra-lite aluminum lat bar for lat pulldown exercises
- ◆ Seven seat pad adjustments for varying user heights
- ◆ Integrated storage for lat bar during mid row exercises

CHEST PRESS / SHOULDER PRESS

HD-3300

CHEST PRESS



SHOULDER PRESS



PRESS ANGLE ADJUSTER



ADJUSTABLE INCLINE OPTIONS



SPECS

- ◆ **PRODUCT DIMENSIONS (L x W x H)**
60.1" x 62.0" x 58.0" (152 cm x 157 cm x 147 cm)
- ◆ **PRODUCT WEIGHT HD**
557 lbs (252 kg)
- ◆ **PRODUCT WEIGHT HDG**
580 lbs (263 kg)
- ◆ **WEIGHT STACK HD**
215 lbs (98 kg)
- ◆ **WEIGHT STACK HDG**
240 lbs (109 kg)

FEATURES

- ◆ Multiple seat and press arm positions
- ◆ Easy, one-handed angle adjustments for vertical chest press, incline chest press and shoulder press exercises
- ◆ Dual-position hand grips

LEG CURL / LEG EXTENSION

HD-3400


LEG EXTENSION



LEG CURL



ADJUSTABLE EXERCISE POINTS



ADJUSTABLE BACK REST



SPECS

- ◆ **PRODUCT DIMENSIONS (L x W x H)**
51.0" x 57.0" x 55.0" (130 cm x 145 cm x 140 cm)
- ◆ **PRODUCT WEIGHT HD**
557 lbs (253 kg)
- ◆ **PRODUCT WEIGHT HDG**
580 lbs (263 kg)
- ◆ **WEIGHT STACK HD**
215 lbs (98 kg)
- ◆ **WEIGHT STACK HDG**
240 lbs (109 kg)

FEATURES

- ◆ Eight back pad adjustments for varying leg lengths
- ◆ Multiple range-of-motion adjustments for both exercises
- ◆ Self-aligning roller pad

LEG PRESS / CALF RAISE

HD-3403

LEG PRESS



CALF RAISE



OVERSIZED
NON-SLIP PLATE



ADJUSTABLE SEAT
PLACEMENT



SPECS

- ◆ **PRODUCT DIMENSIONS (L x W x H)**
70.0" x 50.0" x 63.0" (178 cm x 127 cm x 161 cm)
- ◆ **PRODUCT WEIGHT HD**
746 lbs (338 kg)
- ◆ **PRODUCT WEIGHT HDG**
846 lbs (383 kg)
- ◆ **WEIGHT STACK HD**
280 lbs (127 kg)
- ◆ **WEIGHT STACK HDG**
380 lbs (172 kg)

FEATURES

- ◆ Eleven linear seat adjustments to accommodate varying leg lengths
- ◆ Large oval foot plate provides multiple foot positions for both leg press and calf exercises
- ◆ Step-through design

AB CRUNCH / LOWER BACK

HD-3600

LOWER BACK



AB CRUNCH



MULTIPLE FOOT PLACEMENTS



ADJUSTABLE EXERCISE POINTS



SPECS

- ◆ **PRODUCT DIMENSIONS (L x W x H)**
52.0" x 48.0" x 55.0" (132 cm x 122 cm x 140 cm)
- ◆ **PRODUCT WEIGHT HD**
505 lbs (229 kg)
- ◆ **PRODUCT WEIGHT HDG**
538 lbs (244 kg)
- ◆ **WEIGHT STACK HD**
180 lbs (82 kg)
- ◆ **WEIGHT STACK HDG**
215 lbs (98 kg)

FEATURES

- ◆ Bi-directional press-arm allows for back and abs exercises in one machine
- ◆ Multiple range-of-motion adjustments for both exercises
- ◆ Seven seat pad adjustments for varying user heights
- ◆ Angled foot pegs and horizontal foot pads provide multiple foot placement options

CHIN / DIP ASSIST

HD-3700

CHIN UP (ASSISTED)



DIP (UNASSISTED)



EASY ASSIST
PAD STORAGE



PULL-UP / CHIN-UP
GRIPS



SPECS

- ◆ **PRODUCT DIMENSIONS (L x W x H)**
52.0" x 48.0 x 83.0" (132 cm x 122 cm x 210 cm)
- ◆ **PRODUCT WEIGHT HD**
579 lbs (262 kg)
- ◆ **WEIGHT STACK HD**
210 lbs (95 kg)

FEATURES

- ◆ Compact, kneeling design saves space for a smaller footprint in fitness facilities
- ◆ Four pull-up/chin-up grip options including HOIST's patented FLIP-N-GRIP® handles and rock climbing grips
- ◆ Knee pad folds out for assisted exercises and can be placed into stowed position for unassisted exercises
- ◆ Dual-position dip handles (wide and narrow)

INNER THIGH / OUTER THIGH

HD-3800

INNER THIGH



OUTER THIGH



ROTATING EXERCISE PADS



WALK THROUGH DESIGN



SPECS

- ◆ **PRODUCT DIMENSIONS (L x W x H)**
72.0" x 31.0" x 55.0" (183 cm x 79 cm x 140 cm)
- ◆ **PRODUCT WEIGHT HD**
525 lbs (238 kg)
- ◆ **PRODUCT WEIGHT HDG**
558 lbs (253 kg)
- ◆ **WEIGHT STACK HD**
180 lbs (82 kg)
- ◆ **WEIGHT STACK HDG**
215 lbs (98 kg)

FEATURES

- ◆ Adjustable-angle back pad to accommodate varying flexibility and body sizes
- ◆ Thigh pads swivel for each exercise position
- ◆ Exercise arms can be adjusted from the seated position
- ◆ Multiple range-of-motion adjustments for both exercises

PEC FLY / REAR DELT

HD-3900

PEC FLY



REAR DELT



PIVOTING HAND GRIPS



ADJUSTABLE ARM POSITIONS



SPECS

- ◆ **PRODUCT DIMENSIONS (L x W x H)**
56.0" x 67.0" x 78.0" (142 cm x 170 cm x 198 cm)
- ◆ **PRODUCT WEIGHT HD**
649 lbs (249 kg)
- ◆ **WEIGHT STACK HD**
310 lbs (141 kg)

FEATURES

- ◆ Swiveling handles with rotating grips provide multiple hand positions
- ◆ Multiple range-of-motion adjustments for both exercises
- ◆ Each exercise arm has dual pivots for user-defined exercise path
- ◆ Seven seat pad adjustments for varying user heights

HOIST CUSTOM

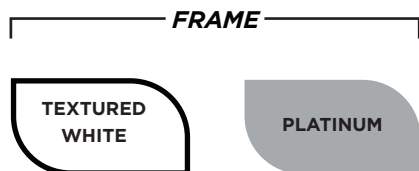
WRAPS & LOGO DECALS

HOIST® Fitness is proud to continually offer the most in versatility and customization. Take advantage of HOIST Fitness's custom Logo Decals and Shield Wraps for Club Line, ROC-IT® RS Selectorized, and HD Dual® Products to give your equipment a custom look to fit seamlessly with your brand and facility.

Shield wraps and logo decals are available for all Club Line (CL), ROC-IT Selectorized (RS), and HOIST Dual (HD) units at an additional cost. Due to wrap material, colors are subject to variation and exact PMS or CMYK color matching cannot be guaranteed. For optimal color matching, please provide CMYK color codes.



STANDARD COLORS



**Actual frame and upholstery colors may differ from printed color samples shown.*

HD DUAL SERIES

FULL SPECS

PRODUCT NAME	LENGTH	WIDTH	HEIGHT	WEIGHT	WEIGHT STACK
HD-3000 FUNCTIONAL TRAINER	71.6" (130 cm)	51.1" (181 cm)	91.7" (233 cm)	918 lbs (416 kg)	2 x 200lbs (91 kg)
HD-3100 PREACHER CURL / TRICEPS EXT.	51" (129 cm)	48.5" (123.1 cm)	55" (140 cm)	476 lbs (216 kg)	190 lbs (86 kg)
HDG-3100 PREACHER CURL / TRICEPS EXT.	51" (129 cm)	48.5" (123.1 cm)	55" (140 cm)	510 lbs (231 kg)	225 lbs (102 kg)
HD-3200 LAT PULLDOWN / MID ROW	49" (122 cm)	66" (168 cm)	86" (218 cm)	624 lbs (283 kg)	225 lbs (102 kg)
HDG-3200 LAT PULLDOWN / MID ROW	49" (122 cm)	66" (168 cm)	86" (218 cm)	649 lbs (294 kg)	250 lbs (113 kg)
HD-3300 CHEST PRESS / SHOULDER RAISE	60.1" (152 cm)	62" (157 cm)	58" (147 cm)	557 lbs (252 kg)	215 lbs (98 kg)
HDG-3300 CHEST PRESS / SHOULDER RAISE	60.1" (152 cm)	62" (157 cm)	58" (147 cm)	580 lbs (263 kg)	240 lbs (109 kg)
HD-3400 LEG CURL / LEG EXTENSION	51" (130 cm)	57" (145 cm)	55" (140 cm)	557 lbs (253 kg)	215 (98 kg)
HDG-3400 LEG CURL / LEG EXTENSION	51" (130 cm)	57" (145 cm)	55" (140 cm)	580 lbs (263 kg)	240 lbs (109 kg)
HD-3403 LEG PRESS / CALF RAISE	70" (178 cm)	50" (127 cm)	63" (161 cm)	746 lbs (338 kg)	280 lbs (127 kg)
HDG-3403 LEG PRESS / CALF RAISE	70" (178 cm)	50" (127 cm)	63" (161 cm)	846 lbs (383 kg)	380 lbs (172 kg)
HD-3600 AB CRUNCH / LOWERBACK	52" (132 cm)	48" (122 cm)	55" (140 cm)	505 lbs (229 kg)	180 lbs (82 kg)
HDG-3600 AB CRUNCH / LOWERBACK	52" (132 cm)	48" (122 cm)	55" (140 cm)	538 lbs (244 kg)	215 lbs (98 kg)
HD-3700 CHIN ASSIST / DIP ASSIST	52" (132 cm)	48" (122 cm)	83" (210 cm)	579 lbs (262 kg)	210 lbs (95 kg)
HD-3800 INNER THIGH / OUTER THIGH	72" (183 cm)	31" (79 cm)	55" (140 cm)	525 lbs (238 kg)	180 lbs (82 kg)
HDG-3800 INNER THIGH / OUTER THIGH	72" (183 cm)	31" (79 cm)	55" (140 cm)	558 lbs (253 kg)	215 lbs (98 kg)
HD-3900 PEC FLY / REAR DELT	56" (142 cm)	67" (170 cm)	78" (198 cm)	649 lbs (249 kg)	310 lbs (141 kg)
HD-4000 SIMPLE TRAINER	68" (173 cm)	124" (315 cm)	92" (208 cm)	903 lbs (410 kg)	2 x 240lbs (109 kg)



WARRANTY POLICY

HOIST® Fitness offers one of the best warranty policies in the industry, reaffirming our commitment to quality and customer satisfaction. HOIST® Fitness warranties this product to the original purchaser only. HOIST® Fitness guarantees this product to be free from defects in workmanship and/or materials under normal use or service. **FOR COMPLETE WARRANTY INFORMATION, VISIT HOISTFITNESS.COM AND CLICK ON THE “SUPPORT” LINK.** Warranty policy applies to defects from the manufacturer only.

HOIST® Fitness reserves the right to change product specifications, design, and function at any time.

TRADEMARKS AND PATENTS

HOIST® Fitness products are covered by U.S. Patents, Patents Pending and Trademarks. HOIST is a registered trademark. All Rights Reserved.†

- ◆ HOIST®
- ◆ ACT NOW®
- ◆ CABLE-DRIVEN™
- ◆ CLUB QUALITY GUARANTEED®
- ◆ COMPOSITE MOTION™
- ◆ DUAL ACTION SMITH®
- ◆ EASY GLIDE™
- ◆ EZ-LOC LATCHING MECHANISM™
- ◆ FEEL THE RIDE®
- ◆ GLUTEMASTER®
- ◆ HOIST CLASSIC®
- ◆ QUIK-CHANGE®
- ◆ RADIAL LOC®
- ◆ RIDE ORIENTED CIRCUIT-INTERVAL TRAINING™
- ◆ RIDE ORIENTED CONDITIONING®
- ◆ RIDE ORIENTED CONDITIONING SYSTEM®
- ◆ RIDE ORIENTED CONDITIONING-INTENSITY TRAINING™
- ◆ RIDE ORIENTED XERCISE®
- ◆ ROC®
- ◆ ROCS®
- ◆ ROX®
- ◆ ROC-IT®
- ◆ ROC-ABS®
- ◆ SILENT STEEL®
- ◆ SPLIT WEIGHT CABLING™
- ◆ ULTRA-LITE LIFTING SYSTEM™
- ◆ DUAL SERIES™
- ◆ FLIP-N-DIP®
- ◆ FLIP-N-GRIP®

D427,652, D431,059, D431,615, D437,370, D437,371, D438,267, D439,292, D439,943, D440,610, D444,190, D444,518, D446,440, D446,831, D454,604, D455,184, D455,310, D455,803, D456,862, D457,580, D511,726, D513,598, D518,861, D519,585, D519,864, D526,370, D528,023, D528,172, D533,608, D536,046, D539,857, D541,357, D541,358, D541,893, D542,868, D544,050, D545,383, D556,842, D561,276, D569,459, D569,926, D574,448, D574,449, D577,234, D578,584, D579,989, D583,426, D590,032, D746,388, D797,757, D807,446, D807,447, D808,475, D818,547, D836,733, D852,291, D857,812, 5,683,334, 5,733,233, 5,800,321, 5,807,219, 5,916,072, 5,951,444, 5,961,428, 5,980,434, 6,004,247, 6,193,635, 6,264,586, 6,319,178, 6,338,701, 6,347,777, 6,409,637, 6,443,878, 6,491,606, 6,491,609, 6,497,639, 6,551,226, 6,561,960, 6,579,213, 6,605,022, 6,988,977, 7,052,444, 7,166,066, 7,316,634, 7,322,906, 7,322,911, 7,331,911, 7,335,140, 7,361,125, 7,384,381, 7,393,309, 7,749,143, 7,468,024, 7,544,156, 7,549,880, 7,549,949, 7,563,209, 7,563,214, 7,594,880, 7,597,655, 7,601,187, 7,641,600, 7,654,938, 7,654,940, 7,670,269, 7,713,179, 7,717,832, 7,731,638, 7,749,371, 7,749,372, 7,766,802, 7,806,809, 7,815,555, 7,867,149, 7,878,953, 7,901,335, 7,901,337, 7,909,743, 7,938,760, 7,963,890, 7,976,440, 7,981,010, 7,988,603, 7,993,251, 8,002,679, 8,007,411, 8,021,070, 8,057,368, 8,162,807, 8,172,732, 8,177,693, 8,257,231, 8,308,620, 8,317,665, 8,328,698, 8,562,496, 8,702,573, 8,734,304, 8,852,060, 8,870,720, 8,915,667, 8,926,480, 9,017,238, 9,126,081, 9,205,298, 9,302,136, 9,440,106, 9,517,379, 9,522,297, 9,604,086, 9,682,276, 9,707,448, 9,808,699, 9,833,656, 9,861,850, 9,868,016, 9,925,448, 9,943,721, 9,950,210, 9,968,819, 9,999,797, 10,010,740, 10,086,229, 10,220,240, 10,307,630, 10,350,445, 10,391,352, 10,420,985, 10,426,990, 10,486,012, 10,532,244, 10,639,513, 10,646,739, 10,709,922, 10,737,131, 10,780,310, 11,013,949, 11,135,475

† Other Patents Pending



HOIST
FITNESS



**COMMERCIAL
MULTI-JUNGLE**



CMJ

COMMERCIAL MULTI-JUNGLE

The HOIST® Fitness Commercial Multi-Jungle System can be configured to meet both the needs of your facility and the fitness requirements of your members. Expand the jungle from the standard four (4) station pod to a six (6) station, nine (9) station or fourteen (14) station with the addition of the Crossover Pull-up Bar (CMJ-OPT-01). The Jungle System keeps users interested by offering the ability to work their entire body and the flexibility to create their own circuit routines.

Convenience

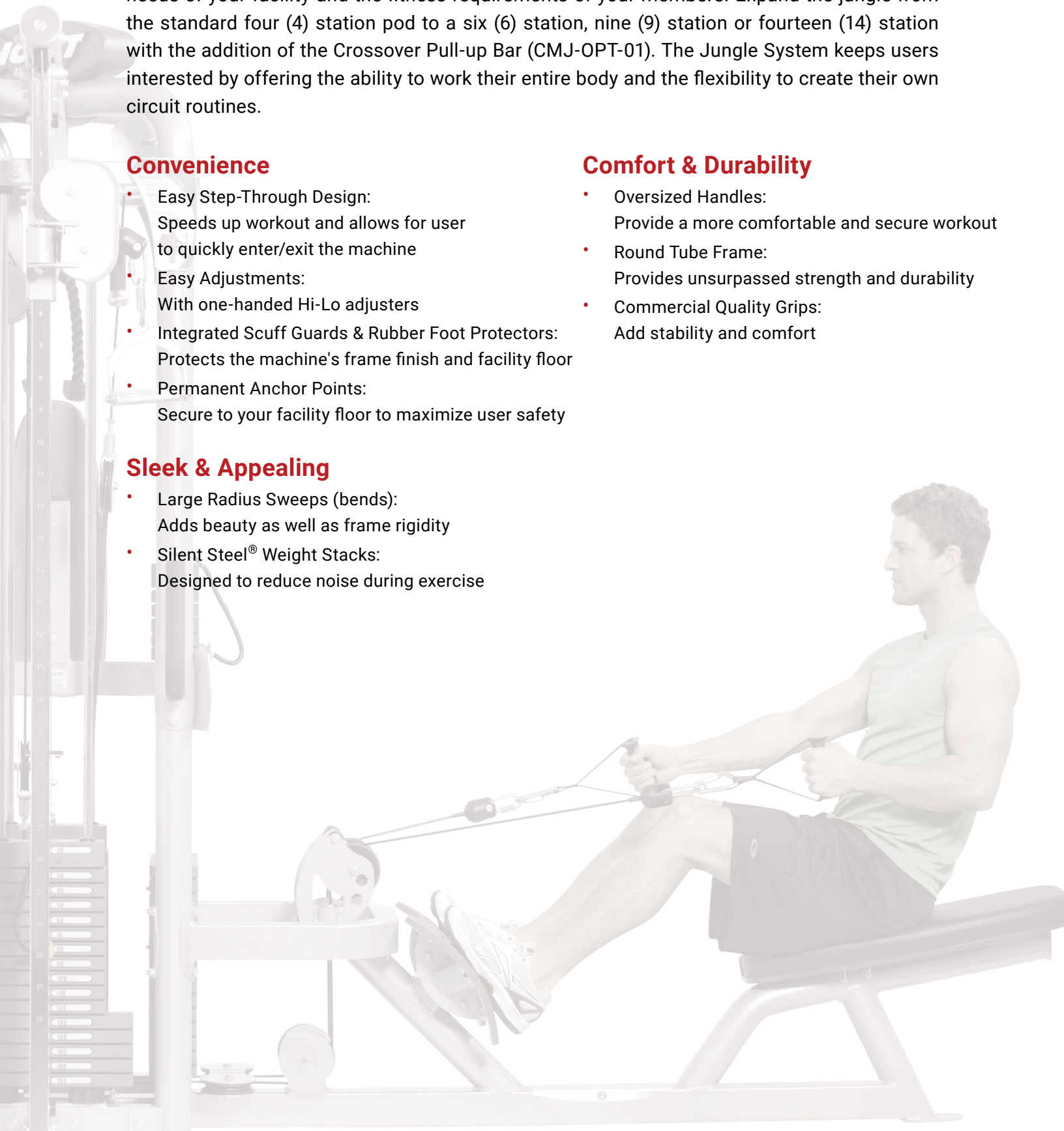
- **Easy Step-Through Design:**
Speeds up workout and allows for user to quickly enter/exit the machine
- **Easy Adjustments:**
With one-handed Hi-Lo adjusters
- **Integrated Scuff Guards & Rubber Foot Protectors:**
Protects the machine's frame finish and facility floor
- **Permanent Anchor Points:**
Secure to your facility floor to maximize user safety

Sleek & Appealing

- **Large Radius Sweeps (bends):**
Adds beauty as well as frame rigidity
- **Silent Steel® Weight Stacks:**
Designed to reduce noise during exercise

Comfort & Durability

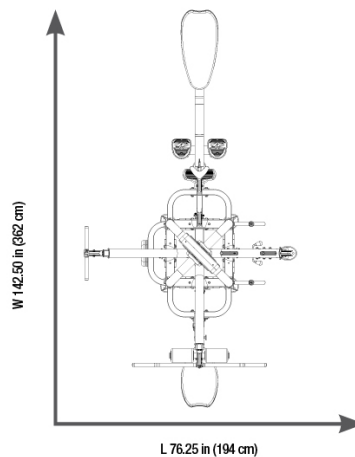
- **Oversized Handles:**
Provide a more comfortable and secure workout
- **Round Tube Frame:**
Provides unsurpassed strength and durability
- **Commercial Quality Grips:**
Add stability and comfort



4-STATION SINGLE POD CMJ-6000-1



- CMJ-CAGE Base Cage
- CMJ-6101 Triceps Extension*
- CMJ-6175 Hi-Lo Pulley**
- CMJ-6201 Lat Pulldown***
- CMJ-6203 Low Row***
- Standard CMJ Accessories (see page 6)
 - * 170 LB. WEIGHT STACK
 - ** 195 LB. WEIGHT STACK
 - *** 295 LB. WEIGHT STACK



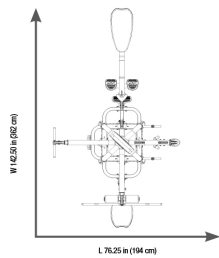


4-STATION

SINGLE POD DUAL PULLEY
CMJ-6000-1D

INCLUDES THE FOLLOWING:

- CMJ-CAGE Base Cage
- CMJ-6101 Triceps Extension*
- CMJ-6175 Hi-Lo Pulley**
- CMJ-6201D Dual Pulley Lat Pulldown***
- CMJ-6203D Dual Pulley Low Row***
- Standard CMJ Accessories (see page 6)

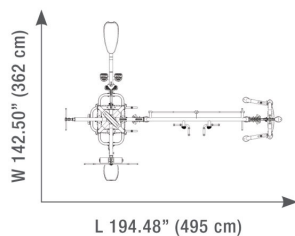


6-STATION

SINGLE POD & STAND ALONE HI-LO
CMJ-6600-S

INCLUDES THE FOLLOWING:

- CMJ-CAGE Base Cage
- CMJ-6101 Triceps Extension*
- CMJ-6175 Hi-Lo Pulley**
- CMJ-6201 Lat Pulldown*** †
- CMJ-6203 Low Row*** †
- CMS-6175 Stand Alone Hi-Lo** (see page 5)
- CMJ-OPT-01 Cross Over Pull Up Station
- Standard CMJ Accessories (see page 6)



† DUAL PULLEY OPTION AVAILABLE
* 170 LB. WEIGHT STACK
** 195 LB. WEIGHT STACK
*** 295 LB. WEIGHT STACK

9-STATION

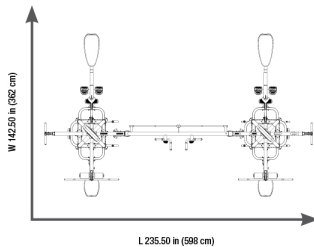
DUAL POD
CMJ-6000-2



WIDE, NARROW AND ROCK CLIMBING GRIPS

INCLUDES THE FOLLOWING:

- 2 CMJ-CAGE Base Cages
- 2 CMJ-6101 Triceps Extensions*
- 2 CMJ-6175 Hi-Lo Pulleys**
- 2 CMJ-6201 Lat Pulldowns***†
- 2 CMJ-6203 Low Rows***†
- CMJ-OPT-01 Cross Over Pull Up Station
- Standard CMJ Accessories (see page 6)

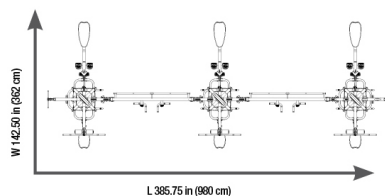


14-STATION

TRI POD
CMJ-6000-3

INCLUDES THE FOLLOWING:

- 3 CMJ-CAGE Base Cages
- 2 CMJ-6101 Triceps Extensions*
- 4 CMJ-6175 Hi-Lo Pulleys**
- 3 CMJ-6201 Lat Pulldowns***†
- 3 CMJ-6203 Low Rows***†
- 2 CMJ-OPT-01 Pull Up Stations
- Standard CMJ Accessories



† DUAL PULLEY OPTION AVAILABLE

* 170 LB. WEIGHT STACK

** 195 LB. WEIGHT STACK

*** 295 LB. WEIGHT STACK

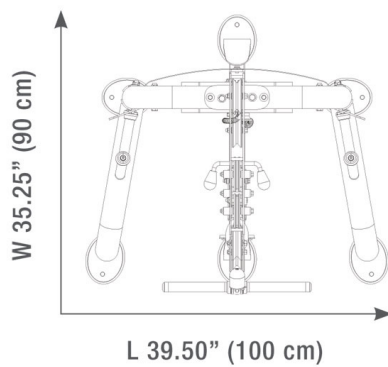
HI-LO PULLEY

STAND ALONE

CMS-6175*

INCLUDES THE FOLLOWING:

- Padded exercise handles
- Comes standard with ankle strap and strap handle



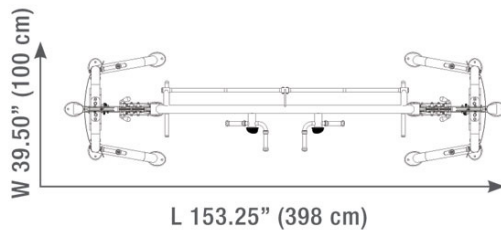
CROSSOVER

CABLE CROSSOVER

CMJ-6180

INCLUDES THE FOLLOWING:

- 2 CMS-6175 Adjustable Hi-Lo Pulleys*
- CMJ-OPT-01 Cross Over Pull Up Station



* 195 LB. WEIGHT STACK

ACCESSORIES

STANDARD

- Low Row Double D Handle (026-01X3659)
- Triceps Extension Rope (026-01X3658)
- Dual Pulley Strap Handles (026-01X1633)
- Lat Pulldown Bar (026-01X1119)
- Hi-Lo Curl and Triceps Bar (026-01X1118)
- Hi-Lo D Handle (026-01X3657)
- Hi-Lo Ankle Strap (022-0008033)



OPTIONAL

- Triceps Extension Bar (026-01X3696)
- Revolving EZ Bar (026-01X3831)
- Pulldown and Row Bar (026-01X3704)



STANDARD COLORS

FRAME	UPHOLSTERY					
TEXTURED WHITE	DOVE GREY	SLATE GREY	BLACK	SKY BLUE	ROYAL	AMERICAN BEAUTY
PLATINUM	SUEDE	WHEAT	BURGUNDY	BLUE RIDGE	NAVY	HUNTER

Actual frame and upholstery colors may differ from color samples shown.

PRODUCT NAME	LENGTH	WIDTH	HEIGHT	WEIGHT
CMJ-6000-1 SINGLE POD	76.25" (194 cm)	142.50" (362 cm)	93.00" (236 cm)	1,571 Lbs. (713 kg)
CMJ-6000-1D SINGLE POD DUAL PULLEY	76.25" (194 cm)	142.50" (362 cm)	93.00" (236 cm)	1,571 Lbs. (713 kg)
CMJ-6000-S SINGLE POD / STAND ALONE HI-LO	194.50" (495 cm)	142.50" (362 cm)	93.00" (236 cm)	2,017 Lbs. (915 kg)
CMJ-6000-2 DUAL POD	235.50" (598 cm)	142.50" (362 cm)	93.00" (236 cm)	3,195 Lbs. (1,449 kg)
CMJ-6000-3 TRI POD	386.75" (982 cm)	142.50" (362 cm)	93.00" (236 cm)	4,819 Lbs. (2,189 kg)
CMS-6175 STAND ALONE HI-LO PULLEY	39.50" (100 cm)	35.25" (90 cm)	91.00" (231 cm)	393 Lbs. (178 kg)
CMD-6180 CABLE CROSSOVER	153.25" (398 cm)	39.50" (100 cm)	92.50" (235 cm)	839 Lbs. (381 kg)



WARRANTY POLICY

HOIST® Fitness offers one of the best warranty policies in the industry, reaffirming our commitment to quality and customer satisfaction. HOIST® Fitness warranties this product to the original purchaser only. HOIST® Fitness guarantees this product to be free from defects in workmanship and/or materials under normal use or service. **FOR COMPLETE WARRANTY INFORMATION, VISIT HOISTFITNESS.COM AND CLICK ON THE “SUPPORT” LINK.** Warranty policy applies to defects from the manufacturer only.

HOIST® Fitness reserves the right to change product specifications, design, and function at any time.

TRADEMARKS AND PATENTS

HOIST® Fitness products are covered by U.S. Patents, Patents Pending and Trademarks. HOIST is a registered trademark. All Rights Reserved.†

- HOIST®
- ACT NOW®
- CABLE-DRIVEN™
- CLUB QUALITY GUARANTEED®
- COMPOSITE MOTION™
- DUAL ACTION SMITH®
- EASY GLIDE™
- EZ-LOC LATCHING MECHANISM™
- FEEL THE RIDE®
- GLUTEMASTER®
- HOIST CLASSIC®
- QUIK-CHANGE®
- RADIAL LOC®
- RIDE ORIENTED CIRCUIT-INTERVAL TRAINING™
- RIDE ORIENTED CONDITIONING®
- RIDE ORIENTED CONDITIONING SYSTEM®
- RIDE ORIENTED CONDITIONING-INTENSITY TRAINING™
- RIDE ORIENTED XERCISE®
- ROC®
- ROCS®
- ROX®
- ROC-IT®
- ROC-ABS®
- SILENT STEEL®
- SPLIT WEIGHT CABLING™
- ULTRA-LITE LIFTING SYSTEM™
- DUAL SERIES™

D427,652, D431,059, D431,615, D437,370, D437,371, D438,267, D439,292, D439,822, D439,943, D440,610, D444,190, D444,518, D446,440, D446,831, D454,604, D455,184, D455,310, D455,803, D456,862, D457,580, D511,726, D513,598, D518,861, D519,585, D519,864, D526,370, D528,023, D528,172, D533,608, D536,046, D539,857, D541,357, D541,358, D541,893, D542,868, D544,050, D545,383, D556,842, D561,276, D569,459, D569,926, D574,448, D574,449, D577,234, D578,584, D579,989, D583,426, D590,032, D746,388, D797,757, D807,446, D807,447, D808,475, D818,547, 5,683,334, 5,733,233, 5,800,321, 5,807,219, 5,916,072, 5,951,444, 5,961,428, 5,980,434, 6,004,247, 6,193,635, 6,264,586, 6,319,178, 6,338,701, 6,347,777, 6,409,637, 6,443,878, 6,491,606, 6,491,609, 6,497,639, 6,551,226, 6,561,960, 6,579,213, 6,605,022, 6,988,977, 7,052,444, 7,166,066, 7,316,634, 7,322,906, 7,322,911, 7,331,911, 7,335,140, 7,361,125, 7,384,381, 7,393,309, 7,749,143, 7,468,024, 7,544,156, 7,549,880, 7,549,949, 7,563,209, 7,563,214, 7,594,880, 7,597,655, 7,601,187, 7,641,600, 7,654,938, 7,654,940, 7,670,269, 7,713,179, 7,717,832, 7,731,638, 7,749,371, 7,749,372, 7,766,802, 7,806,809, 7,815,555, 7,867,149, 7,878,953, 7,901,335, 7,901,337, 7,909,743, 7,938,760, 7,963,890, 7,976,440, 7,981,010, 7,988,603, 7,993,251, 8,002,679, 8,007,411, 8,021,070, 8,057,368, 8,162,807, 8,172,732, 8,177,693, 8,257,231, 8,308,620, 8,317,665, 8,328,698, 8,562,496, 8,702,573, 8,734,304, 8,852,060, 8,870,720, 8,915,667, 8,926,480, 9,017,238, 9,126,081, 9,205,298, 9,302,136, 9,440,106, 9,517,379, 9,522,297, 9,604,086, 9,682,276, 9,707,448, 9,808,699, 9,833,656, 9,861,850, 9,868,016, 9,925,448, 9,943,721, 9,950,210, 9,968,819, 9,999,797, 10,010,740

† Other Patents Pending



GSA Contract # 47QSM19D08PY
Mario Lopez 800.548.5438 x124

1 [800] 548-LIFT | HOISTFITNESS.COM

© 2019 HOIST® FITNESS SYSTEMS. ALL RIGHTS RESERVED.

HOIST
FITNESS



MOTIONCAGE[®]
A FUNCTIONAL TRAINING SYSTEM BY HOIST[®] FITNESS

MC/S

MOTIONCAGE® FEATURES

The MotionCage® by HOIST® Fitness offers a series of functional training system exercise stations that can be configured in several ways to best suit any facility's layout and its members' fitness needs. MotionCage (MC) and MotionCage Studio (MCS) configurations can include a Squat Rack, Renegade Station, Dual Hi-Lo Pulleys, Boxing Station, Rebounder Station, Wall Target Station and more. A sleek design and colorful finish invites gym-goers to jump on and "Start a ComMOTION".

Convenience

- Integrated User Adjustment Points
Quick and easy adjustments to accommodate varying user sizes
- Integrated Scuff Guards & Rubber Foot Protectors
Protects the machine's frame finish and facility floor
- Permanently Anchor All MC/S Products In Place
HOIST recommends that the MotionCage and MotionCage Studio be bolted to the floor to maximize user safety
- Integrated Strap & Band Storage
Keeps equipment organized and reduces clutter on the gym floor
- Polyurethane Rack-Out Covers on Squat Rack
Provide protection for the Olympic Bar and frame
- Integrated Accessory Shelves
Provide padded storage for kettle-bells or medicine balls; accessory basket also available

Comfort & Durability

- Multiple Grip Options & Oversized Handles
Provide a more comfortable and secure workout
- Round Tube Frame
Provides unsurpassed strength and durability

Sleek & Appealing


- Large Radius Bends
Add beauty as well as frame rigidity
- Silent Steel® Weight Stacks
Designed to reduce noise during exercise
- Customizable Frame Color
Personalize your equipment to better fit the look of your facility at an additional charge



Check out the HOIST MotionCage in action!
(Visit hoistfitness.com/scan on your smart phone to download a free QR Code Scanner.)

MOTIONCAGE FEATURES

- | | | |
|---|--|--|
| 1. Accessory Storage Hooks | 8. Automatic Ready-Loaded Renegade Receiver | 12. Rebound Station With 8 Adjustable Angles 40° - 71° |
| 2. Rock Climbing Grip Wall | 9. Adjustable Hi-Lo Pulleys | 13. Battle Rope Loops |
| 3. Upper & Lower Target Stations | 10. Zero Balance Easy-To-Adjust Handles On Dip Station | 14. Quick Attach / Detach Jump Platform & Dip Stations |
| 4. Multi-Level Monkey Bars | 11. Dip Station With Patented Flip N Dip Adjustable Handles With Wide / Narrow Grips | 15. Integrated Strap & Band Points |
| 5. Peg Board With Integrated Pull-Up Bar & Strap Points | | 16. Accessory Storage Shelves |
| 6. Multi-Grip Pull-Up Station | | 17. Patented 360° Heavy Bag Joint |
| 7. Polyurethane Protective Covers | | |















(Package Shown: MC-7005)
 [Accessories shown are NOT included]

MOTIONCAGE CONFIGURATIONS

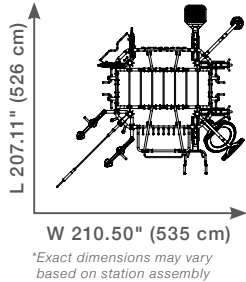
The MotionCage (MC) series offers a wide range of customization and is built on a large, rigid frame that allows for several gym-goers to exercise simultaneously. The full MotionCage(MC) series features a large walk-through center frame that allows for many gym-goers or trainers to use the MotionCage simultaneously. Each MotionCage comes standard with Monkey Bars, Integrated Pull-Up Station, Peg Board with Elevated Pull-Up Bar, Rock Wall, Dip Station, Jump Platform, Padded Accessory Shelves, Storage Hooks and Battle Rope Loops. The MotionCage offers a wide range of customizable stations and can be ordered in many unique configurations. For your convenience, HOIST offers five standard configuration packages. Each package was designed with gym owners, trainers and users in mind to fully optimize your space and equipment offerings. The versatility of the Motioncage can not be understated and is only truly limited by your imagination.

Available Exercise Station Options:

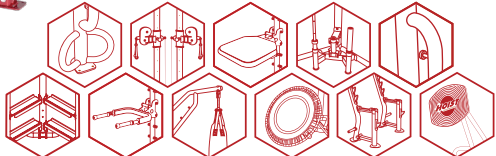
-  **5-Grip Chin-Up Station**
(Option of Standard 93.14" or Tall 105.55" Stations)
-  **Dual Hi-Lo Station**
-  **Renegade Station**
-  **Accessory Shelves**
-  **Heavy Bag**
-  **Squat Rack**
-  **Battle Rope Loops**
-  **Jump Platform**
-  **Straps & Bands**
-  **Dip Station**
-  **Rebound Station**
-  **Target Station**

MOTIONCAGE PACKAGE 05

MC-7005

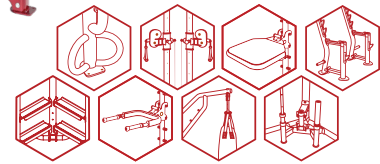
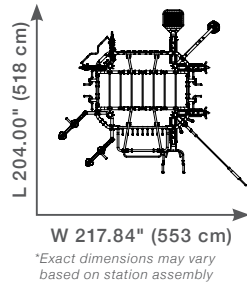


[Olympic Bar shown NOT included]



MOTIONCAGE PACKAGE 04


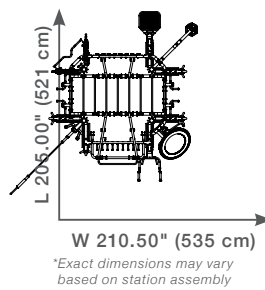
MC-7004



[Olympic Bar shown NOT included]

MOTIONCAGE PACKAGE 03

MC-7003



[Olympic Bar shown NOT included]

MOTIONCAGE PACKAGE 02

MC-7002



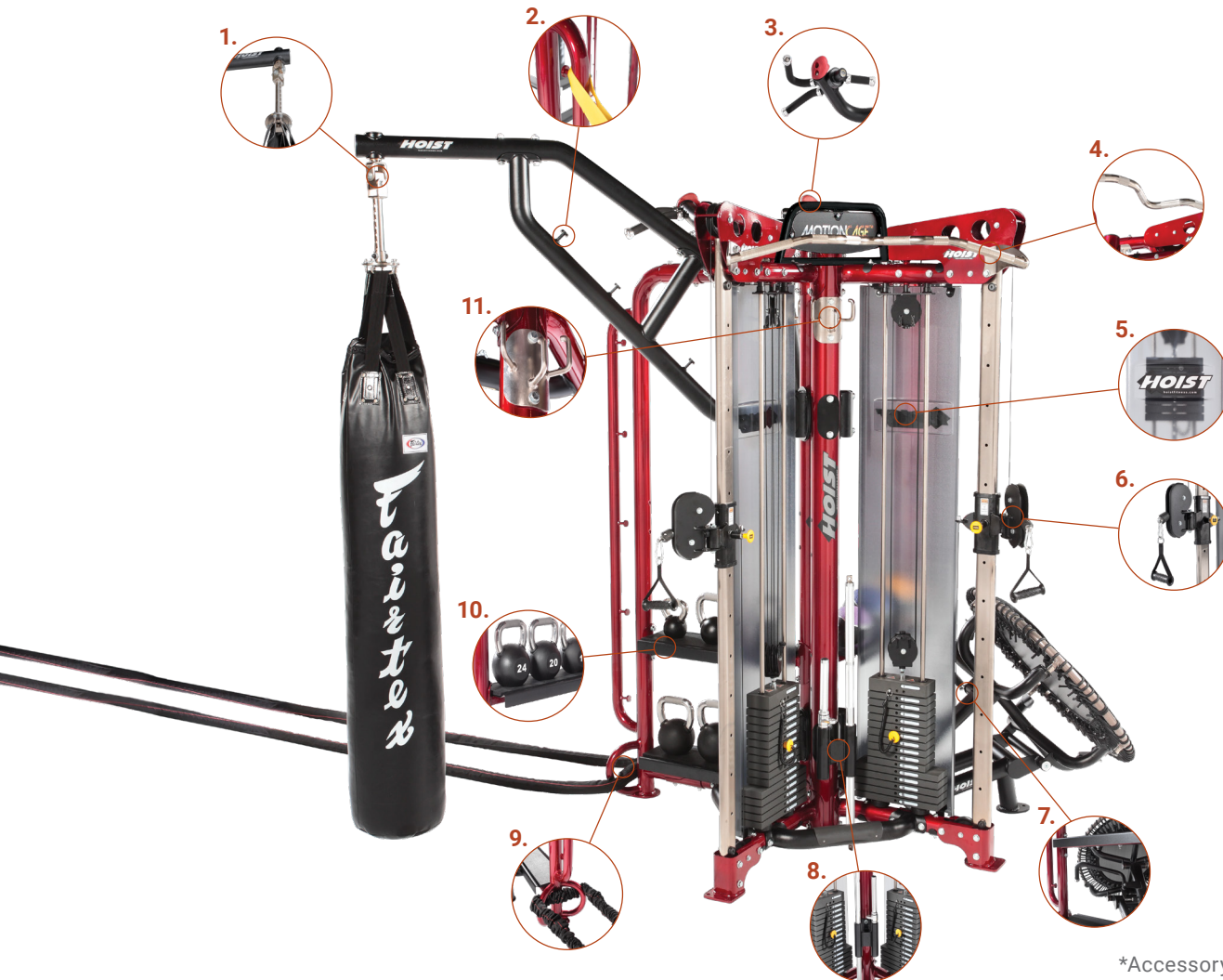
MOTIONCAGE PACKAGE 01

MC-7001



MOTIONCAGE STUDIO FEATURES

1. Patented 360° Heavy Bag Joint
2. Integrated Strap & Band Points
3. Multi-Grip Pull-Up Station
4. Dual Hi-Lo Station Pull-Up Bar
5. Semi-Transparent Weight Stack Shield
6. Adjustable Hi-Lo Pulleys
7. Rebound Station With 8 Adjustable Angles 40° - 71°
8. Hi-Lo Bar Handle Storage Tubes
9. Battle Rope Loops
10. Accessory Storage Shelves
11. Accessory Storage Hooks
12. Automatic Ready-Loaded Renegade Receiver*
13. Quick Attach / Detach Jump Platform & Dip Stations*
14. Zero Balance Easy-To-Adjust Handles On Dip Station*
15. Dip Station With Patented Flip N Dip Adjustable Handles With Wide / Narrow Grips*
16. Upper & Lower Target Stations*
17. Polyurethane Protective Covers*
















*Accessory not shown
 (Package Shown: MCS-7004)
 [Accessories shown are NOT included]

MOTIONCAGE STUDIO CONFIGURATIONS

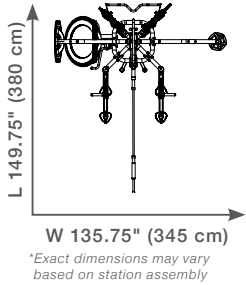
The [MCS] series MotionCage Studio is designed to be a space saver compared to its bigger brother. The MotionCage Studio can be configured using many of the same stations as the larger MotionCage while offering a much smaller footprint.

Available Exercise Station Options:

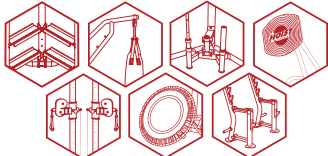
-  **5-Grip Chin-Up Station**
(Option of Standard 93.14" or Tall 105.55" Stations)
-  **Dual Hi-Lo Station**
-  **Renegade Station**
-  **Accessory Shelves**
-  **Heavy Bag**
-  **Single Hi-Lo Station**
-  **Battle Rope Loops**
-  **Jump Platform**
-  **Squat Rack**
-  **Dip Station**
-  **Rebound Station**
-  **Straps & Bands**
-  **Target Station**

MOTIONCAGE STUDIO PACKAGE 05

MCS-8005


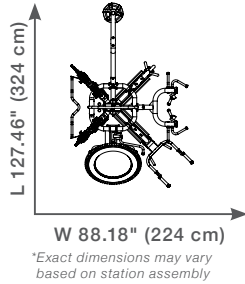


[Olympic Bar shown NOT included]
[Shelving NOT available with this configuration]



MOTIONCAGE PACKAGE 04

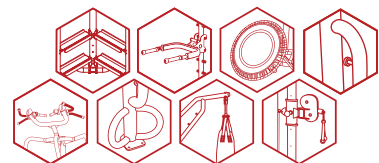
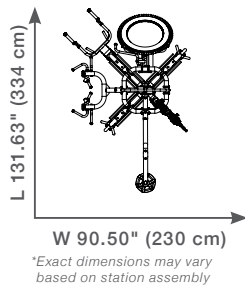
MCS-8004



[Available with either the Dip Station (Standard) or Jump Platform (Upon Request)]

MOTIONCAGE PACKAGE 03

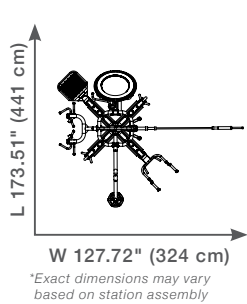
MCS-8003




[Available with either the Dip Station (Standard) or Jump Platform (Upon Request)]

MOTIONCAGE STUDIO PACKAGE 02

MCS-8002

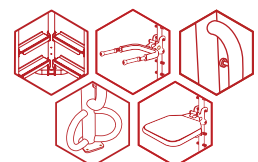
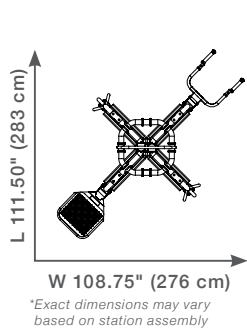


[Olympic Bar shown NOT included]




MOTIONCAGE STUDIO PACKAGE 01

MCS-8001




OPTIONAL ACCESSORIES


**ROPEFLEX ROPE
PULL PACKAGE**
MC-ROPE-KIT / MC-7036



**SUSPENSION TRAINER
CROSSBAR STATION**
MC-7035



**THIRD ACCESSORY
SHELF**
MC-7032



ACCESSORY BASKET
MC-7031



STANDARD HI-LO CABLES
4:1 WEIGHT RATIO
(188" CABLE TRAVEL DISTANCE)




OPTIONAL HI-LO CABLES
2:1 WEIGHT RATIO
(94" CABLE TRAVEL DISTANCE)



UTILITY STOOL
CF-3950



STANDARD COLORS



Actual frame colors may differ from color samples shown.

PRODUCT NAME	LENGTH	WIDTH	HEIGHT	PROD. WEIGHT	WEIGHT STACK
MC-7005 MOTIONCAGE PACKAGE 05	207.11" (526 CM)	210.50" (535 CM)	122.25" (311 CM)	2,822 Lbs. (1,280 KG)	195 Lbs. (88 KG) / EA
MC-7004 MOTIONCAGE PACKAGE 04	204.00" (518 CM)	217.84" (553 CM)	109.50" (278 CM)	2,565 Lbs. (1,163 KG)	195 Lbs. (88 KG) / EA
MC-7003 MOTIONCAGE PACKAGE 03	205.00" (521 CM)	210.50" (535 CM)	109.50" (278 CM)	2,687 Lbs. (1,219 KG)	195 Lbs. (88 KG) / EA
MC-7002 MOTIONCAGE PACKAGE 02	205.25" (521 CM)	211.00" (536 CM)	109.50" (278 CM)	2,359 Lbs. (1,070 KG)	N/A
MC-7001 MOTIONCAGE PACKAGE 01	190.50" (484 CM)	153.75" (391 CM)	105.76" (269 CM)	2,006 Lbs. (910 KG)	N/A
MCS-8005 MOTIONCAGE STUDIO PACKAGE 05	149.75" (380 CM)	135.75" (345 CM)	122.50" (311 CM)	1,643 Lbs. (745 KG)	195 Lbs. (88 KG) / EA
MCS-8004 MOTIONCAGE STUDIO PACKAGE 04	127.46" (324 CM)	88.18" (224 CM)	109.50" (278 CM)	1,581 Lbs. (717 KG)	195 Lbs. (88 KG) / EA
MCS-8003 MOTIONCAGE STUDIO PACKAGE 03	131.63" (334 CM)	90.50" (230 CM)	109.75" (279 CM)	1,361 Lbs. (618 KG)	195 Lbs. (88 KG) / EA
MCS-8002 MOTIONCAGE STUDIO PACKAGE 02	173.51" (441 CM)	127.72" (324 CM)	109.75" (279 CM)	1,266 Lbs. (574 KG)	N/A
MCS-8001 MOTIONCAGE STUDIO PACKAGE 01	111.50" (283 CM)	108.75" (276 CM)	109.21" (277 CM)	913 Lbs. (414 KG)	N/A



WARRANTY POLICY

HOIST® Fitness offers one of the best warranty policies in the industry, reaffirming our commitment to quality and customer satisfaction. HOIST® Fitness warranties this product to the original purchaser only. HOIST® Fitness guarantees this product to be free from defects in workmanship and/or materials under normal use or service. **FOR COMPLETE WARRANTY INFORMATION, VISIT HOISTFITNESS.COM AND CLICK ON THE "SUPPORT" LINK.** Warranty policy applies to defects from the manufacturer only.

HOIST® Fitness reserves the right to change product specifications, design, and function at any time.

TRADEMARKS AND PATENTS

HOIST® Fitness products are covered by U.S. Patents, Patents Pending and Trademarks. HOIST is a registered trademark. All Rights Reserved.†

- HOIST®
- ACT NOW®
- CABLE-DRIVEN™
- CLUB QUALITY GUARANTEED®
- COMPOSITE MOTION™
- DUAL ACTION SMITH®
- EASY GLIDE™
- EZ-LOC LATCHING MECHANISM™
- FEEL THE RIDE®
- GLUTEMASTER®
- HOIST CLASSIC®
- QUIK-CHANGE®
- RADIAL LOC®
- RIDE ORIENTED CIRCUIT-INTERVAL TRAINING™
- RIDE ORIENTED CONDITIONING®
- RIDE ORIENTED CONDITIONING SYSTEM®
- RIDE ORIENTED CONDITIONING-INTENSITY TRAINING™
- RIDE ORIENTED XERCISE®
- ROC®
- ROCS®
- ROX®
- ROC-IT®
- ROC-ABS®
- SILENT STEEL®
- SPLIT WEIGHT CABLING™
- ULTRA-LITE LIFTING SYSTEM™
- DUAL SERIES™

D427,652, D431,059, D431,615, D437,370, D437,371, D438,267, D439,292, D439,822, D439,943, D440,610, D444,190, D444,518, D446,440, D446,831, D454,604, D455,184, D455,310, D455,803, D456,862, D457,580, D511,726, D513,598, D518,861, D519,585, D519,864, D526,370, D528,023, D528,172, D533,608, D536,046, D539,857, D541,357, D541,358, D541,893, D542,868, D544,050, D545,383, D556,842, D561,276, D569,459, D569,926, D574,448, D574,449, D577,234, D578,584, D579,989, D583,426, D590,032, D746,388, D797,757, D807,446, D807,447, D808,475, D818,547, 5,683,334, 5,733,233, 5,800,321, 5,807,219, 5,916,072, 5,951,444, 5,961,428, 5,980,434, 6,004,247, 6,193,635, 6,264,586, 6,319,178, 6,338,701, 6,347,777, 6,409,637, 6,443,878, 6,491,606, 6,491,609, 6,497,639, 6,551,226, 6,561,960, 6,579,213, 6,605,022, 6,988,977, 7,052,444, 7,166,066, 7,316,634, 7,322,906, 7,322,911, 7,331,911, 7,335,140, 7,361,125, 7,384,381, 7,393,309, 7,749,143, 7,468,024, 7,544,156, 7,549,880, 7,549,949, 7,563,209, 7,563,214, 7,594,880, 7,597,655, 7,601,187, 7,641,600, 7,654,938, 7,654,940, 7,670,269, 7,713,179, 7,717,832, 7,731,638, 7,749,371, 7,749,372, 7,766,802, 7,806,809, 7,815,555, 7,867,149, 7,878,953, 7,901,335, 7,901,337, 7,909,743, 7,938,760, 7,963,890, 7,976,440, 7,981,010, 7,988,603, 7,993,251, 8,002,679, 8,007,411, 8,021,070, 8,057,368, 8,162,807, 8,172,732, 8,177,693, 8,257,231, 8,308,620, 8,317,665, 8,328,698, 8,562,496, 8,702,573, 8,734,304, 8,852,060, 8,870,720, 8,915,667, 8,926,480, 9,017,238, 9,126,081, 9,205,298, 9,302,136, 9,440,106, 9,517,379, 9,522,297, 9,604,086, 9,682,276, 9,707,448, 9,808,699, 9,833,656, 9,861,850, 9,868,016, 9,925,448, 9,943,721, 9,950,210, 9,968,819, 9,999,797, 10,010,740

† Other Patents Pending



GSA Contract # 47QSM19D08PY
Mario Lopez 800.548.5438 x124

1 [800] 548-LIFT | HOISTFITNESS.COM

© 2019 HOIST® FITNESS SYSTEMS. ALL RIGHTS RESERVED.



HOIST® LeMOND® SERIES ELITE CYCLE BIKE



The HOIST® LeMOND® Series Elite cycle bike offers a set of sophisticated upgrades built to maximize comfort and withstand the rigors of the club environment. There's no questioning why we named this our Elite bike with a rear fly wheel design, maintenance free magnetic resistance system and various technology upgrades including wattage readout.

FEATURES

- **Magnetic resistance** provides smooth frictionless resistance
- **Built-in LCD** computer monitor with 13 output settings including power (watts), time, distance, calories, cadence (RPM), heart rate*, level, max cadence, max power, max heart rate *When paired with heart rate strap (not included)
- A **built-in generator** powers the computer console eliminating the constant need to replace batteries
- **Rear flywheel** design protects from sweat and corrosion
- **One-of-a-kind CaloriePUMP™** to track calories with every pedal stroke
- **Poly-V Belt** for a smooth and quiet ride. Our belt never needs to be replaced or oiled
- **Built-in Bluetooth LE** connectivity
- **Free HOIST Bikes app** to track and compare your workouts
- **Universal seat and handlebar** fore / aft and vertical adjustments
- Easy-to-adjust **indexing lever** with 20 resistance levels
- Equipped with **dual-sided pedals** featuring both SPD clips and pedal cages
- Heavy duty **spline crank** for extra durability
- Frame designed with **protective covers** repels sweat and prevents cleat scratching on the frame
- Interchangeable **performance seat**
- Pre and post workout **stretch plate**
- Ergonomically designed handle bar integrated with **dual bottle holder**
- Secure **seat and handle bar lock** keeps the user from sliding the seat or handle bar completely off the bike
- **Tilt-and-push wheel system** allows the bike to be easily moved around






The HOIST® LeMond® Series Elite cycle bike not only features an appealing and low maintenance design, it also offers engaging tools to keep users motivated. Members can download the new HOIST Bikes app (free for both Apple and Android devices) to log and track their fitness progress. Workout results no longer have to disappear when the screen resets after your workout. Simply sync your device via the bike's Bluetooth connectivity and the app will alert you of new personal records, provide weekly and monthly totals, compare week-over-week and month-over-month results and even share results to social media.



PRE AND POST WORKOUT STRETCH PLATES

It's easy to get warmed up on the Elite Bike with built-in pre and post workout stretch plates that allow users to have an upper hand on the competition.



Scan the QR code to download the app now!

FREE HOIST BIKES APP

The FREE HOIST Bikes app allows users to seamlessly store, track and compare work outs. Simply sync the bike to the app via the built-in Bluetooth LE connection, begin your workout and revisit the app once you have completed to check your records and compare to previous workouts and even share on social media.



BUILT-IN CONSOLE WITH CALORIEPUMP™

In addition to 13 output settings, the Elite's built-in console features a one-of-a-kind CaloriePUMP™ that allows users to watch their calorie burn increase with each pedal stroke.

Download the HOIST® Bikes app and connect via Bluetooth LE to record all your workout data





PRODUCT NAME	LENGTH	WIDTH	HEIGHT	PROD. WEIGHT	MAX USER WT	USER HEIGHT RANGE
L-15900 ELITE CYCLE BIKE	65.5" (166.37 cm)	23.78" (60.40 cm)	54.75" (139.07 cm)	116 lb (52.62 kg)	350 lb (159 kg)	58" (147 cm) - 78" (198 cm)
L-15300-A REVMASER PRO	42" (106.68 cm)	23" (58.42 cm)	46" (116.84 cm)	143 lb (64.86 kg)	300 lb (136 kg)	58" (147 cm) - 78" (198 cm)
L-15700-A REVMASER SPORT	45" (114.30 cm)	23" (58.42 cm)	45" (114.30 cm)	112 lb (50.80 kg)	300 lb (136 kg)	58" (147 cm) - 78" (198 cm)
L-80900 RT RECUMBENT TRAINER	60" (152.40 cm)	26" (66.04 cm)	50" (127.00 cm)	201 lb (91.17 kg)	350 lb (159 kg)	58" (147 cm) - 80" (203 cm)
L-81100 UT UPRIGHT TRAINER	50" (127 cm)	26" (66.04 cm)	67" (170.18 cm)	135 lb (61.23 kg)	350 lb (159 kg)	58" (147 cm) - 80" (203 cm)
L-90900 RC RECUMBENT COMMERCIAL	58.3" (148.10 cm)	28.6" (72.64 cm)	48" (121.92 cm)	209 lb (94.80 kg)	350 lb (159 kg)	58" (147 cm) - 80" (203 cm)
L-91100 UC UPRIGHT COMMERCIAL	49" (124.46 cm)	26" (66.04 cm)	64" (162.56 cm)	209 lb (94.80 kg)	350 lb (159 kg)	58" (147 cm) - 80" (203 cm)

HOIST® & LEMOND® SERIES REVMASER PRO



The RevMaster Pro exercise bike, designed in partner with three-time Tour de France champion Greg LeMond, offers a set of sophisticated upgrades built to maximize comfort and withstand the rigors of the club environment. For HOIST®, one of our paramount goals is developing bikes that provide the appropriate fit for a broad range of riders.

FEATURES

- **Kevlar Belt:** A Kevlar belt instead of a chain. The result is a smooth and QUIET ride. Our belt never needs to be replaced or oiled.
- **Secure Seat Lock:** Bottom seat post lock keeps users from sliding seat post completely off the bike for added safety and security.
- **Quality Design:** The RevMaster frame is made using a 17 step manufacturing process for quality and durability. (The steel main frame undergoes a rust inhibitor process).
- **Frame:** Patented next generation X-Frame is more stable and allows for fast, easy access to all seat, handlebar & height adjustments. This creates a comfortable, high performance custom fit for all users!
- **Cam Handles:** Comfortable and easy to use; offer quicker adjustments without the hassle of pop-pins and threaded handles.
- **More Adjustment Ranges:** Micro adjustments allow for a better fit with more comfort.
- **Improved Corrosion Resistance:** Aluminum components.
- **Fender With Integrated Brake Assembly:** Provides improved braking and doubles as a moisture guard.
- **Brake and Resistance:** Designed for ease of use, the resistance knob easily adjusts. Just turn the knob to adjust (increase or decrease) the intensity of your workout. By simply pressing down on the same knob, the braking system activates quickly and safely. Micro turn adjustment allows for smooth, safe transitions to higher intensity levels.
- **Custom Cranks:** Strong BMX custom cranks & bottom bracket designed to withstand greater force loads than conventional bikes.
- **Easy to Switch Seat Options:** Post will accommodate personal preferences.
- **Pedals:** Equipped with dual-sided pedals featuring both SPD clips and toe clip cages.



Unlike any other group cycling bike, the RevMaster Pro allows four-way adjustability of the height and fore-aft, with micro-adjustments possible on the seat and handlebars. This feature combined with a narrow crank width, ensures a customized fit that closely replicates a road bike— for even the most discriminating riders. The next-generation X-frame features greater corrosion resistance and a guaranteed long life. Plus, a two-piece bottom bracket cartridge and individual flywheel assembly pieces promise ease of service.



SEAT WITH MICRO-ADJUST FIT

Micro-adjust fit increase adjustable range for exact fit, accommodating customized user preferences.



IMPROVED CORROSION RESISTANCE

Finished and tested to high standards under extreme conditions.



KEVLAR BELT

Automotive-grade belt results in a smooth, quiet ride. Delivers long life and maintenance-free operation.



CUSTOM CRANKS

Forged crank and two-piece bottom bracket are designed to handle the demands of high-use settings.

The RevMaster Pilot II is an optional accessory that, when paired with the RevMaster Pro, is the most effective way to measure cycling performance, displaying cadence, time and distance cycled. The Pilot can also display heart rate and estimated calories burned when used with a chest strap heart rate transmitter (not included). The Pilot is sold separately and is only available for use with the RevMaster Pro.





PRODUCT NAME	LENGTH	WIDTH	HEIGHT	PROD. WEIGHT	MAX USER WT	USER HEIGHT RANGE
L-15900 ELITE CYCLE BIKE	65.5" (166.37 cm)	23.78" (60.40 cm)	54.75" (139.07 cm)	116 lb (52.62 kg)	350 lb (159 kg)	58" (147 cm) - 78" (198 cm)
L-15300-A REVMASER PRO	42" (106.68 cm)	23" (58.42 cm)	46" (116.84 cm)	143 lb (64.86 kg)	300 lb (136 kg)	58" (147 cm) - 78" (198 cm)
L-15700-A REVMASER SPORT	45" (114.30 cm)	23" (58.42 cm)	45" (114.30 cm)	112 lb (50.80 kg)	300 lb (136 kg)	58" (147 cm) - 78" (198 cm)
L-80900 RT RECUMBENT TRAINER	60" (152.40 cm)	26" (66.04 cm)	50" (127.00 cm)	201 lb (91.17 kg)	350 lb (159 kg)	58" (147 cm) - 80" (203 cm)
L-81100 UT UPRIGHT TRAINER	50" (127 cm)	26" (66.04 cm)	67" (170.18 cm)	135 lb (61.23 kg)	350 lb (159 kg)	58" (147 cm) - 80" (203 cm)
L-90900 RC RECUMBENT COMMERCIAL	58.3" (148.10 cm)	28.6" (72.64 cm)	48" (121.92 cm)	209 lb (94.80 kg)	350 lb (159 kg)	58" (147 cm) - 80" (203 cm)
L-91100 UC UPRIGHT COMMERCIAL	49" (124.46 cm)	26" (66.04 cm)	64" (162.56 cm)	209 lb (94.80 kg)	350 lb (159 kg)	58" (147 cm) - 80" (203 cm)



STRENGTH MACHINES AND EQUIPMENT

Product catalog



M 0410 160 442
E info@kstrading.com.au
KS Trading Pty Ltd
Address: Unit 1, 3 Resolution Drive,
Caringbah, NSW, 2229
Mail: PO BOX 2884 Taren Point NSW 2229
www.kstrading.com.au

010 -series:

Plate Loaded machines



Iso Lateral Bench Press
Art.nr: 022

Length: 163 cm
Width: 133 cm
Height: 114 cm

Weight: 92,5 kg



Pec Deck, Individual arms
Art.nr: 023

Length: 155 cm
Width: 164 cm
Height: 93 cm

Weight: 100 kg



Chest Press, Standing
Art.nr: 028

Length: 152 cm
Width: 100 cm
Height: 163 cm

Weight: 135 kg



Shoulder Press
Art.nr: 030

Length: 130 cm
Width: 114 cm
Height: 149 cm

Weight: 111 kg



Shoulder Rotation
Art.nr: 031

Length: 105 cm
Width: 114 cm
Height: 135 cm

Weight: 95,5 kg



Upright Row
Art.nr: 032

Length: 120 cm
Width: 140 cm
Height: 94 cm

Weight: 79,2 kg



Seated Row
Art.nr: 010

Length: 150 cm
Width: 75 cm
Height: 115 cm

Weight: 68,5 kg



Iso Lateral Pulldown
Art.nr: 011

Length: 156 cm
Width: 104 cm
Height: 199 cm

Weight: 136 kg



Iso Lateral Low Row
Art.nr: 012

Length: 120 cm
Width: 112 cm
Height: 174 cm

Weight: 112 kg



Iso Lateral High Row
Art.nr: 013

Length: 160 cm
Width: 110 cm
Height: 198 cm

Weight: 152 kg



Lateral Incline Press
Art.nr: 020

Length: 110 cm
Width: 113 cm
Height: 177 cm

Weight: 115 kg



Lateral Wide Chest
Art.nr: 021

Length: 180 cm
Width: 104 cm
Height: 137 cm

Weight: 101 kg



Viking Press
Art.nr: 038

Length: 121 cm
Width: 98 cm
Height: 154 cm

Weight: 125 kg
Start weight in the handles: 21 kg



Leg Extension
Art.nr: 040

Length: 92 cm
Width: 120 cm
Height: 130 cm

Weight: 93 kg



Leg Curl Seated
Art.nr: 041

Length: 125 cm
Width: 100 cm
Height: 110 cm

Weight: 95,5 kg



Pendulum Squat
Art.nr: 045

Length: 191 cm
Width: 87-110 cm
Height: 163 cm

Weight: 150 kg



Donkey Raise
Art.nr: 046

Length: 146 cm
Width: 65 cm
Height: 156 cm

Weight: 80,5 kg



Tibia Dorsi Flexion
Art.nr: 047

Length: 102 cm
Width: 60 cm
Height: 51 cm

Weight: 35,5 kg



Leg Curl Standing
Art.nr: 042

Length: 96 cm
Width: 117 cm
Height: 123 cm

Weight: 83,5 kg



Leg Press
Art.nr: 043

Length: 226 cm
Width: 78 cm
Height: 180 cm

Weight: 130 kg



Squat / Hack Squat
Art.nr: 044

Length: 177 cm
Width: 85 cm
Height: 156 cm

Weight: 115 kg



Iso Lateral Biceps
Art.nr: 050

Length: 104 cm
Width: 120 cm
Height: 103 cm

Weight: 91 kg



Iso Lateral Triceps
Art.nr: 051

Length: 124 cm
Width: 102 cm
Height: 136 cm

Weight: 96 kg



Dip Press
Art.nr: 055

Length: 190 cm
Width: 70 cm
Height: 90 cm

Weight: 84 kg



Gluteus, One Leg kick
Art.nr: 060

Length: 126 cm
Width: 119 cm
Height: 133 cm

Weight: 112,5 kg



Reverse Hyper
Art.nr: 061

Length: 116 cm
Width: 140 cm
Height: 144 cm

Weight: 87,5 kg



Reverse Hyper Pendulum
Art.nr: 062

Length: 137 cm
Width: 133,5 cm
Height: 111 cm

Weight: 100 kg



Belt Squat machine
Art.nr: 082

Length: 170 cm
Width: 100 cm
Height: 115 cm

Weight: 100 kg



Deadlift / Squat machine
Art.nr: 083

Length: 140 cm
Width: 130 cm
Height: 82 cm

Weight: 96 kg
Start weight: 23 kg



Hip Thrust machine
Art.nr: 066

Length: 160 cm
Width: 96 cm
Height: 124 cm

Weight: 109 kg



Abdominal Seated
Art.nr: 070

Length: 83 cm
Width: 114 cm
Height: 168 cm

Weight: 72 kg



Ab Roll up
Art.nr: 072

Length: 100 cm
Width: 96 cm
Height: 140 cm

Weight: 72,5 kg



Leg Press
Art.nr: 243

Length: 218 cm
Width: 78 cm
Height: 142 cm

Weight: 161,5 kg



Hack Lift 45°
Art.nr: 244

Length: 195 cm
Width: 80 cm
Height: 145 cm

Weight: 137,5 kg



Leg Press/Hack Lift
Combination
Art.nr: 245

Length: 230 cm
Width: 81 cm
Height: 145 cm

Weight: 150 kg

100 -series:

Basic equipment



Chin Rack for Cable Cross
Art.nr: 110K

Length: 140 cm
Width: 18 cm

Weight: 6,5 kg



Chin Rack, Wall mounted
Art.nr: 110V

Length: 145 cm
Width: 61,5 cm
Height: 42 cm

Weight: 9,5 kg



Chins Rack, Standing
Art.nr: 111

Length: 126 cm
Width: 150 cm
Height: 240 cm

Weight: 73,5 kg



T-bar Row
Art.nr: 115

Length: 206 cm
Width: 86 cm
Height: 47 cm

Weight: 59,5 kg



Incline T-bar row with Breast Cushion
Art.nr: 116

Length: 219 cm
Width: 92 cm
Height: 109 cm

Weight: 74 kg



Seal Rowing Bench
Art.nr: 117

Length: 147 cm
Width: 122,5 cm
Height: 91 cm

Weight: 55 kg

The barbell is not included.



Incline Bench Press
Art.nr: 120

Length: 125 cm
Width: 150 cm
Height: 124 cm

Weight: 61 kg



Bench Press with Fixed Bar Holder
Art.nr: 122F

Length: 123 cm
Width: 123 cm
Height: 124 cm

Weight: 53 kg



Bench Press Stand with Adjustable Bar Holders
Art.nr: 122R

Length: 125 cm
Width: 123 cm
Height: 104 cm

Weight: 37 kg



Sissy Squat
Art.nr: 144

Length: 77 cm
Width: 64 cm
Height: 57 cm

Weight: 27,5 kg



Calf Press, Seated
Art.nr: 145

Length: 140 cm
Width: 60 cm
Height: 85 cm

Weight: 54,5 kg



Calf Raise Block
Art.nr: 146

Length: 51 cm
Width: 31 cm
Height: 13 cm

Weight: 5 kg



Bench Press with Safety Bar Support
Art.nr: 122RS

Length: 125 cm
Width: 124 cm
Height: 104 cm

Weight: 46 kg



Glute Ham Raise
Art.nr: 141

Length: 110 cm
Width: 60 cm
Height: 90 cm

Weight: 51 kg



Bench Press and Squat Rack
Art.nr: 142

Length: 128 cm
Width: 69 cm
Height: 75 - 163 cm

Weight: 31 kg



Squat Rack
Art.nr: 148

Length: 162 cm
Width: 100 cm
Height: 186 cm

Weight: 65 kg



Power Rack
Art.nr: 149

Length: 122 cm
Width: 90 cm
Height: 205 cm

Weight: 76,5 kg



Curl Bar Rack
Art.nr: 150

Length: 70 cm
Width: 95 cm
Height: 127 cm

Weight: 22 kg



Scott Curl Bench, seated
Art.nr: 151

Length: 101 cm
Width: 70 cm
Height: 95 cm

Weight: 35,5 kg



Scott Curl Bench, standing
Art.nr: 152

Length: 63 cm
Width: 53 cm
Height: 92 cm

Weight: 26 kg



Fixed Bench 70 degrees
Art.nr: 153

Length: 76 cm
Width: 40 cm
Height: 92 cm

Weight: 19 kg



Back Raise, 45 degrees
Art.nr: 162F45

Length: 102 cm
Width: 60 cm
Height: 117 cm

Weight: 38 kg



Back Raise, 90 degrees
Art.nr: 162F90

Length: 102 cm
Width: 60 cm
Height: 104 cm

Weight: 36,5 kg



Back Raise, Knee standing
Art.nr: 163

Length: 105 cm
Width: 59 cm
Height: 79 cm

Weight: 38 kg



Stand for Decline Bench
Art.nr: 154

Length: 125 cm
Width: 170 cm
Height: 110 cm

Weight: 52,5 kg



Dip Press stand
Art.nr: 155

Length: 80 cm
Width: 80 cm
Height: 140 cm

Weight: 37 kg



Back Raise, Adjustable
Art.nr: 162

Length: 102 cm
Width: 60 cm
Height: 117 cm

Weight: 41,5 kg



Hip Thrust bench
Art.nr: 166

Length: 150 cm
Width: 73 cm
Height: 50 cm

Weight: 43,5 kg



Abdominal Bench
(Romain Chair)
Art.nr: 170

Length: 102 cm
Width: 58 cm
Height: 57 cm

Weight: 21 kg



Abdominal Bench Plus
Art.nr: 171

Length: 102 cm
Width: 58 cm
Height: 105 cm

Weight: 22 kg



Leglift with dips
Art.nr: 173

Length: 70 cm
Width: 91 cm
Height: 143 cm

Weight: 68 kg



Brutal Bench
Art.nr: 174

Length: 75 cm
Width: 50 cm
Height: 160 cm

Weight: 24 kg



Dip for Brutal Bench
Art.nr: 174-1

Length: 101 cm
Width: 69 cm

Weight: 7,5 kg



Flat Bench Adjustable
Art.nr: 192

Length: 122 cm
Width: 35,5 cm
Height: 56 cm

Weight: 16 kg



Decline Bench, Adjustable
Art.nr: 193

Length: 133 cm
Width: 45 cm
Height: 42 - 115 cm

Weight: 31.5 kg



Decline Bench Curved, Adjustable -15+85 degree
Art.nr: 193S

Length: 133 cm
Width: 45 cm
Height: 42 - 115 cm

Weight: 33 kg



Leglift with chins and dips
Art.nr: 179

Length: 70 cm
Width: 91 cm
Height: 227 cm

Weight: 78 kg



Adjustable Bench
Art.nr: 190

Length: 125 cm
Width: 45 cm
Height: 43,5 cm

Weight: 25,5, kg



Flat Bench Fixed
Art.nr: 191

Length: 124 cm
Width: 45 cm
Height: 43,5 cm

Weight: 24,5 kg



Decline Bench Fixed
Art.nr: 194

Length: 148 cm
Width: 60 cm
Height: 60 cm

Weight: 27,5 kg



Decline Bench Adjustable
Art.nr: 194R

Length: 148 cm
Width: 60 cm
Height: 60 cm

Weight: 27,5 kg



Seated Row
Art.nr: 210

Length: 100 cm
Width: 55 cm
Height: 227 cm

Weight: 178,5 kg
Weight Plate: 100 kg



Lateral Pulldown
Art.nr: 211

Length: 124 cm
Width: 52 cm
Height: 227,5 cm

Weight: 168,5 kg
Weight Plate: 100 kg



Lateral Pulldown Rehab
Art.nr: 211R

Length: 124 cm
Width: 52 cm
Height: 227,5 cm

Weight: 168,5 kg
Weight Plate: 100 kg

200 -series:

Cable machines and multigym

Pulldown position



Row position



Lateral Pulldown/Seated Row
Art.nr: 214

Length: 112 cm
Width: 132 - 213 cm
Height: 225 cm

Weight: 168,5kg
Weight Plate: 100 kg



Four Station Multigym
Art.nr: 215

Length: 323 cm
Width: 58 cm
Height: 243 cm
Weight N.W: 545 kg

Cable Cross: 60 kg
Row: 100 kg
Pulldown: 100 kg
Triceps: 60 kg



Multigym 4 Station With Cable Cross
Art.nr: 215K

Length: 410 cm
Width: 323 cm
Height: 243 cm

Weight N.W: 682 kg

Cable Cross: 60 kg x 2
Row: 100 kg
Pulldown: 100 kg
Triceps: 60 kg



Multigym 8 Station With Cable Cross
Art.nr: 215DK

Length: 410 cm
Width: 323 cm
Height: 243 cm

Weight N.W: 1227 kg

Cable Cross: 60 kg x2
Row: 100 kg x2
Pulldown: 100 kg x2
Triceps: 60 kg x2



Lateral Triceps Pushdown
Art.nr: 251

Length: 110 cm
Width: 70 cm
Height: 223 cm

Weight: 126,5 kg
Weight Plate: 60 kg



Lateral Biceps/Triceps
Art.nr: 255

Length: 192 cm
Width: 60 cm
Height: 180 cm

Weight: 145 kg
Weight Plate: 60 kg



Cable Crossover Multigym
Art.nr: 225

Length: 308 cm
Width: 58 cm
Height: 225 cm

Weight: 258 kg
Weight Plate: 60 kg x 2



Half of a Cable Cross
Art.nr: 225B

Length: 48 cm
Width: 58 cm
Height: 225 cm

Weight: 122 kg
Weight Plate: 60 kg



Dual Pulley, Adjustable
Art.nr: 226

Length: 151 cm
Width: 77 cm
Height: 228 cm

Weight: 279 kg
Weight Plate: 80 kg x 2



Smith Machine
Art.nr: 280

Length: 207 cm
Width: 90 cm
Height: 208 cm

Weight: 113 kg



Smith Machine with counterweight
Art.nr: 281

Length: 207 cm
Width: 90 cm
Height: 208 cm

Weight: 115 kg



Multi Smith Machine
Art.nr: 285

Length: 207 cm
Width: 149 cm
Height: 220 cm

Weight: 145 kg

300 -series:

SelectORIZED machines



Row, Seated
Art.nr: 310

Length: 120 cm
Width: 60 cm
Height: 162 cm

Weight: 227 kg
Weight Plate: 100 kg



Lateral Pulldown
Art.nr: 311

Length: 126 cm
Width: 95 cm
Height: 186 cm

Weight: 211 kg
Weight Plate: 100 kg



Iso Lateral Low Row
Art.nr: 312

Length: 121 cm
Width: 81 cm
Height: 166 cm

Weight: 206 kg
Weight Plate: 100 kg



Chins and dips
Art.nr: 314

Length: 126 cm
Width: 120 cm
Height: 200 cm

Weight: 226 kg
Weight Plate: 100 kg



Chest Press, Incline
Art.nr: 320

Length: 156 cm
Width: 122 cm
Height: 173 cm

Weight: 218 kg
Weight Plate: 100 kg



Chest Press, Seated
Art.nr: 321

Length: 139 cm
Width: 137 cm
Height: 149 cm

Weight: 224 kg
Weight Plate: 100 kg



Pec Deck, Seated
Art.nr: 323

Length: 146 cm
Width: 171 cm
Height: 150 cm

Weight: 198,5 kg
Weight Plate: 100 kg



Pullover with handles
Art.nr: 324

Length: 143 cm
Width: 89 cm
Height: 172 cm

Weight: 190 kg
Weight Plate: 100 kg



Standing Wide Chest
Art.nr: 326

Length: 112 cm
Width: 135 cm
Height: 177 cm

Weight: 200 kg
Weight Plate: 100 kg



Standing Shoulder Rotation
Art.nr: 334

Length: 112 cm
Width: 82 cm
Height: 167 cm

Weight: 190 kg
Weight Plate: 80 kg



Rear Deltoid/Pec Deck
Art.nr: 335

Length: 147 cm
Width: 70 - 174 cm
Height: 149 cm

Weight: 224 kg
Weight Plate: 100 kg



Leg Extension
Art.nr: 340

Length: 95 cm
Width: 99 cm
Height: 162 cm

Weight: 202 kg
Weight Plate: 100 kg



Shoulder Press
Art.nr: 330

Length: 155 cm
Width: 125 cm
Height: 165 cm

Weight: 234 kg
Weight Plate: 100 kg



Shoulder Rotation, Seated
Art.nr: 331

Length: 87 cm
Width: 75 cm
Height: 135 cm

Weight: 168 kg
Weight Plate: 80 kg



Rear Deltoid Shoulder
Art.nr: 333

Length: 147 cm
Width: 70 - 174 cm
Height: 149 cm

Weight: 224 kg
Weight Plate: 100 kg



Leg Extension Rehab
Art.nr: 340R

Length: 95 cm
Width: 99 cm
Height: 162 cm

Weight: 213 kg
Weight Plate: 100 kg



Leg Curl Seated
Art.nr: 341

Length: 100 cm
Width: 136 cm
Height: 148 cm

Weight: 163,5 kg
Weight Plate: 80 kg



Leg Curl Lying
Art.nr: 342

Length: 170 cm
Width: 97 cm
Height: 149 cm

Weight: 173,5 kg
Weight Plate: 80 kg



Leg Curl Lying, Rehab
Art.nr: 342R

Length: 170 cm
Width: 97 cm
Height: 149 cm

Weight: 182,5 kg
Weight Plate: 80 kg



Leg Press, Seated
Art.nr: 343

Length: 221 cm
Width: 116 cm
Height: 162 cm

Weight: 316 kg
Weight Plate: 150 kg



Calf Press, Seated
Art.nr: 345

Length: 120 cm
Width: 60 cm
Height: 140 cm

Weight: 203 kg
Weight Plate: 120 kg



Biceps Curl
Art.nr: 350

Length: 100 cm
Width: 95 cm
Height: 153 cm

Weight: 153 kg
Weight Plate: 60 kg



Triceps Extension
Art.nr: 351

Length: 130 cm
Width: 60 cm
Height: 140 cm

Weight: 182 kg
Weight Plate: 100 kg



Dips press/Shoulder Pull
Art.nr: 354

Length: 174 cm
Width: 85 cm
Height: 136 cm

Weight: 235 kg
Weight Plate: 100 kg



Calf Press, Standing
Art.nr: 347

Length: 130 cm
Width: 60 cm
Height: 180 cm

Weight: 247 kg
Weight Plate: 150 kg



Calf Press, 45 Degree
Art.nr: 348

Length: 150 cm
Width: 86 cm
Height: 146 cm

Weight: 255 kg
Weight Plate: 150 kg



Leg Extension/Leg Curl
Art.nr: 349

Length: 115 cm
Width: 99 cm
Height: 163 cm

Weight: 224 kg
Weight Plate: 100 kg



Biceps/Triceps
Art.nr: 355

Length: 129 cm
Width: 84 cm
Height: 149 cm

Weight: 170 kg
Weight Plate: 60 kg



Forearm, 3 exercises
Art.nr: 356

Length: 61 cm
Width: 75 cm
Height: 136 cm

Weight: 147,5 kg
Weight Plate: 80 kg



Forearm Curl
Art.nr: 357

Length: 93 cm
Width: 78 cm
Height: 103 cm

Weight: 152 kg
Weight Plate: 80 kg



Gluteus, One Leg kick
Art.nr: 360

Length: 86 cm
Width: 75 cm
Height: 136 cm

Weight: 187 kg
Weight Plate: 100 kg



Lumbar/Abdominal
Art.nr: 365A

Length: 100 cm
Width: 90 cm
Height: 160 cm

Weight: 225 kg
Weight Plate: 100 kg



Lumbar/Abdominal
Art.nr: 365B

Length: 100 cm
Width: 90 cm
Height: 160 cm

Weight: 230 kg
Weight Plate: 100 kg



Multihip
Art.nr: 369

Length: 115 cm
Width: 110 cm
Height: 160 cm

Weight: 177 kg
Weight Plate: 80 kg



Standing Gluteus Abductor
Art.nr: 362

Length: 110 cm
Width: 65 cm
Height: 142 cm

Weight: 200 kg
Weight Plate: 100 kg



Abdominal, Seated
Art.nr: 370

Length: 170 cm
Width: 101 cm
Height: 104 cm

Weight: 176 kg
Weight Plate: 60 kg



Waist Rotation
Art.nr: 375

Length: 120 cm
Width: 75 cm
Height: 139 cm

Weight: 155 kg
Weight Plate: 60 kg



Abdominal, Kneestanding
Art.nr: 376

Length: 95 cm
Width: 65 cm
Height: 125 cm

Weight: 146,5 kg
Weight Plate: 60 kg



Adductor/Abductor
Art.nr: 364

Length: 130 cm
Width: 86 cm
Height: 137 cm

Weight: 192 kg
Weight Plate: 80 kg



XMASTER[®]



M 0410 160 442
E info@kstrading.com.au
KS Trading Pty Ltd
Address: Unit 1, 3 Resolution Drive,
Caringbah, NSW, 2229
Mail: PO BOX 2884 Taren Point NSW 2229
www.kstrading.com.au

Rubber Competition Bumper Plate



Size: 5KG/10KG/15KG/20KG/25KG

Thickness: 25 /35 /48 /59 /75mm

Color: White /Green /Yellow /Blue /Red

Diameter: 450mm

Collar Opening: 50.4 ± 0.1 mm

Weight Tolerance: ± 10 g



1. IWF Standard
2. Environmental-friendly Natural rubber.



3. Chrome coating with excellent rust prevention capability, more durable and attractive appearance.



4. Grooves texture design for non-slip.



Competition Change Plate



Size /Diameter /Thickness

0.5KG / Φ 135mm /12.5mm 1 KG / Φ 160mm /15mm

1.5KG / Φ 175mm /18mm 2 KG / Φ 190mm /19mm

2.5KG / Φ 210mm /19mm 5 KG / Φ 230mm /26mm

Color: White /Green /Yellow /Blue /Red /White

Collar Opening: 50.4 \pm 0.1mm

Weight Tolerance: \pm 10g



1. Environmental-friendly Nature rubber, odourless.



2. IWF Standard, weight tolerance \pm 10g.



3. The high-quality exterior of rubber coating for holding steady which matches with Φ 50mm barbell.

Premium Color Stripe Bumper Plate



Size: 5KG/10KG/15KG/20KG/25KG

Thickness: 27 /29 /49 /59 /75mm

Color: White /Green /Yellow /Blue /Red

Diameter: 450mm

Collar Opening: 50.4 ± 0.2 mm

Weight Tolerance: $\pm 1\%$



1. Environmental rubber, Color stripe design for quick weight identification, thinner design to load more weight on the barbell.



2. Stainless steel inserts for longer service life.



3. Grooves texture design for non-slip.



Urethane Bumper Plate



Size: 10KG/15KG/20KG/25KG

Thickness: 35 /40 /50 /54mm

Color: Pink /Green /Yellow /Blue /Red

Diameter: 450mm

Collar Opening: 50.4 ± 0.2 mm

Weight: $\pm 1\%$



1. Environmental-friendly CPU, good abrasion resistance, more crash resistant capability.



2. Chrome coating with excellent rust prevention capability, more durable and attractive appearance.



3. Appropriate hardness, minimize the bounce on the drop for safe training.

Stripe Chrome Steel Plate



Size /Diameter /Thickness
0.25KG / Φ 112mm /4.5mm 0.5KG / Φ 134mm /6mm
1.25KG / Φ 160mm /9.3mm 2.5KG / Φ 190mm /14.5mm
5 KG / Φ 228mm / 18mm 10 KG / Φ 325mm /17mm
15 KG / Φ 400mm / 19mm 20 KG / Φ 450mm /19mm
25 KG / Φ 450mm / 22mm
Stripe Color: White /Green /Yellow /Blue /Red
Collar Opening: 50.5 ± 0.1 mm
Weight Tolerance: $\pm 0.5\%$



1. Laser cutting and NC precision grind.



2. Chrome coating with excellent rust prevention capability, more durable and attractive appearance.



3. Color stripe design for quick weight identification.



Chrome Steel Plate -Pro



Size /Diameter /Thickness

5 KG / Φ 228mm /18mm

10 KG / Φ 325mm /17mm

15 KG / Φ 400mm /17mm

20 KG / Φ 450mm /17mm

25 KG / Φ 450mm /21mm

Collar Opening: 50.5 ± 0.1 mm

Weight Tolerance: ± 30 g

custom logo: Chrome steel end cap+ rubber raised logo underneath



1. Laser cutting and NC precision grind.



2. Chrome coating with excellent rust prevention capability, more durable and attractive appearance.



3. Novel grooves design for grip the plate easily.

Calibrated Powerlifting Plate



Size /Diameter /Thickness
10 KG / Φ 325mm /17mm
15 KG / Φ 400mm /17mm
20 KG / Φ 450mm /18mm
25 KG / Φ 450mm /22mm
Collar Opening: 50.5 ± 0.1 mm
Weight Tolerance: ± 15 g



1. 50.5mm collar opening for a snug fit.



2. Calibration steel plugs on back of plates for a greater level precision.



3. Durable colorful powder coating for standard PL training.



Rubber Hand Grip Plate



Size	/Diameter	/Thickness
5 KG	/Φ300mm	/25mm
10 KG	/Φ360mm	/29mm
15 KG	/Φ390mm	/35mm
20 KG	/Φ420mm	/35mm
25 KG	/Φ450mm	/37mm
Collar Opening: 50.4±0.2mm		
Weight Tolerance: ±2%		



1. Laser cutting and NC precision grind.



2. One-piece vulcanization plate, ergonomic comfortable grip, durable stainless center ring.



3. Environmental rubber, Color stripe design for quick weight identification.

Warrior Wheel Bumper Plate



Size: 30KG /35KG

Thickness: 53 /56mm

Diameter: 660mm

Collar Opening: 50.4 ± 0.2 mm

Weight Tolerance: $\pm 1\%$



1. Special heavy weight design for strong trainers.



2. Environmental-friendly natural rubber.



3. Novel grooves design for grip the plate easily.



Technique Plates



Size: 2.5KG/5KG

Thickness: 81/100mm

Color: /Red/White

Diameter: 450mm

Collar Opening: 50.4 ± 0.1 mm

Weight Tolerance: ± 30 g



1. Special HDPE material.



2. Design for Teenagers and beginners.



3. Hollow design with consistent tenacity on the drop.

Urethane Dumbbell Bumper



Size: 5KG /7.5KG /10KG /15KG /20KG

Thickness: 29mm/37mm/46mm/64mm/81mm

Color: Black /Green /Yellow /Blue

Diameter: 230mm

Collar Opening: 50.4mm±0.2mm

Weight Tolerance: ±1%



1.Environmental-friendly CPU, good abrasion resistance, more crash resistant capability.



2.Chrome coating with excellent rust prevention capability, more durable and attractive appearance.



3.Compact design, a more centralized weight distribution to load more weight on dumbbell.




Weightlifting Barbell




产品名称	重量	总长	手握直径	轴承数	放片尺寸	最大承重
Competition Weightlifting	20KG	2200mm	28mm	10	415mm	1500LB
Competition Weightlifting	15KG	2010mm	25mm	10	320mm	1200LB
Multi-function Training	20KG	2200mm	28mm	8	415mm	1200LB
Multi-function Training	15KG	2010mm	25mm	8	320mm	1000LB
Powerlifting Barbell	20KG	2200mm	29mm	0	432mm	1800LB



1. Quality needle / bearings, friction-welded sleeves, non-abrasive knurl pattern.




2. Precision on design and construction.



3. Excellent chrome coating for rust prevention, different knurl grade for non-slip purpose.



Competition Weightlifting

1.2mm Knurling



Multi-function Training

1.2mm Knurling



Powerlifting Barbell

1.5mm Knurling



1.38m Barbell




Product name	Weight	Length	Diameter	Sleeve length	Max loadable weight
1.38m Barbell	12.5KG	1380mm	28mm	265mm	150KG



1. The quality bronze bushing construction, friction-welded sleeves, no-abrasive knurl pattern.




2. Precision on design and construction.



3. Excellent chrome coating for rust prevention.



1.38m Curl Barbell




Product name	Weight	Length	Diameter	Sleeve length	Max loadable weight
1.38m Curl Barbell	12.5KG	1380mm	28mm	265mm	150KG



1. The quality bronze bushing construction, friction-welded sleeves, no-abrasive knurl pattern.



2. Precision on design and construction.



3. Excellent chrome coating for rust prevention.

Loadable Dumbbell Bar




Size: 3.5KG/5KG/7.5KG
Length: 364/435/590mm
Sleeve length: 102/133/215mm
Sleeve diameter: 50.0mm
Diameter of Handle: 28mm
Application type: rubber weight plate, strength weight plate, dumbbell plate



1. Chrome coating with excellent rust prevention capability, more durable and attractive appearance.



2. Quality bronze bushings for a smooth spin.



3. Non-abrasive knurl pattern.

Fixed Chromed Steel Dumbbell



Size: 2.5KG/ 60KG

Diameter of Handle: 20mm/32mm/34mm

Weight Tolerance: $\pm 1\%$



1. Excellent chrome coating, high rust prevention capability, more durable.



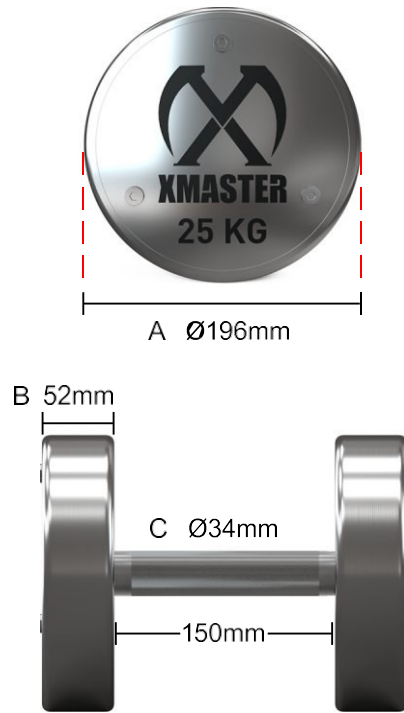
2. Precision work design, a more centralized weight distribution for good feel of training.



3. Custom logo available.



Fixed Chromed Steel Dumbbell



Size	A Diameter	B Plate thickness	C Diameter of Handle
2.5KG	128mm	12mm	20mm
5KG	128mm	23mm	32mm
7.5KG	156mm	23mm	32mm
10KG	156mm	32mm	32mm
12.5KG	156mm	40mm	20mm
15KG	176mm	39mm	32mm
17.5KG	176mm	45mm	32mm
20KG	176mm	52mm	32mm
22.5KG	196mm	47mm	34mm
25KG	196mm	52mm	34mm
27.5KG	196mm	57mm	34mm
30KG	196mm	63mm	34mm
32.5KG	196mm	68mm	34mm
35KG	196mm	73mm	34mm
37.5KG	196mm	79mm	34mm
40KG	196mm	84mm	34mm
42.5KG	196mm	89mm	34mm
45KG	196mm	94mm	34mm
47.5KG	196mm	100mm	34mm
50KG	196mm	105mm	34mm
52.5KG	196mm	110mm	34mm
55KG	196mm	116mm	34mm
57.5KG	196mm	121mm	34mm
60KG	196mm	126mm	34mm

Chrome Dumbbell Bar




Size:

10KG /12.5KG /15KG /17.5KG /20KG /25KG

Diameter: 156mm /176mm /196mm

Diameter of handle: 32mm

Weight: $\pm 1\%$



1. Excellent chrome coating, high rust prevention capability, more durable.



2. Compact design, a more centralized weight distribution for good feel of training.



3. Special design combines weightlifting and traditional dumbbells for a great feel and performance.




Chrome Curl Dumbbell Bar



Size:
10KG /12.5KG /15KG /17.5KG /20KG /25KG
Diameter: 156mm /176mm /196mm
Diameter of handle: 32mm
Weight: $\pm 1\%$



1. Excellent chrome coating, high rust prevention capability, more durable.



2. Compact design, a more centralized weight distribution for good feel of training.



3. Special design combines weightlifting and traditional dumbbells for a great feel and performance.



Aluminum Collar (Pair)



Size: 0.32KG/Pair
Thickness: 33mm
Material: Aluminum construction
Diameter: 70mm
Collar Opening: 50mm



1. Aluminum construction and rubberized interior lining.



2. Durable, non-slip for a steady hold on standard 50mm barbell.



3. Secure hold capability through repeated drops, quick release design.


2.5KG Competition Steel Collar (Pair)



Size: 5KG/Pair
Thickness: 93mm
Material: Steel
Diameter: 102mm
Collar Opening: 50.2mm



1. Excellent chrome coating, high rust prevention capability.



2. Accurate weight tolerance for competition use.



3. Secure hold capability through repeated drops.



2.5KG Groove Sleeve Steel Collar (Pair)



steel debossed logo and weight number for custom brands

Size: 5KG/Pair
Thickness: 71mm
Material: Steel
Diameter: 135mm
Collar Opening: 50.2mm



1. Excellent chrome coating, high rust prevention capability.



2. Accurate weight tolerance for competition use.



3. Secure hold capability through repeated drops.



Urethane Competition Kettlebell



Size: 4KG /6KG /8KG /12KG /16KG/

20KG /24KG /28KG /32KG

Width: 210, Height: 295mm

Color: Pink /Blue /Yellow /Purple /Green /orange /Red

Diameter of Handle: 34mm

Weight Tolerance: $\pm 1\%$



1. Good abrasion resistance, more crash resistant capability, environmental-friendly CPU.



2. Solid handle bar with quality chrome, firm touch feel, non-slip.



3. Durable CPU coating around the entirety of the kettlebell to prevent the scuffs.

Medicine Ball



Weight range: 6 /10 /14 /20 /25 /30LB


Diameter: 340mm

Material: 1000D PVC+PP cotton+ Iron Sand

Weight tolerance: $\pm 1\%$



1. Precision PVC leather coated construction with double stitched seam technology.



2. The interior flexible filling help to keep the ball shape across long time use and it is safe for high-speed, and high-intensity training.



3. Scuff-resistant material for a long lasting use on various training applications.



AB MAT



Size: 750X310X80MM

Material: Leather+ EPE

Weight: 0.95KG \pm 1%

Usage: core training accessory



1. Light weight with adjustable design for efficiently abdominal workout in anywhere.



2. Well selected leather coverage which is easy for cleaning after used in home gyms and commercial gyms.



3. Soft but with integrity firm foam inside which ensure the comfortable training use.

Ring



Specification : 2.8M/5M
Material: solid birch
Color : Wooden
Interior diameter: 173mm
Outer diameter: 236mm
Handgrip diameter: 32mm



1. Made of solid birch, anti-slip absorbent surface for safety gymnastic strength training.



2. High load-bearing sturdy carabiner and reinforced scuff-resistant ring straps in the safe using.



3. Easy to adjust the ring straps for different gymnastic training height.



Wooden Plyometric Boxes



Size: 760X500X600MM
Wooden thickness: 18.5mm
Net Weight: 24.1KG
Loading bearing : 180KG



1. high density plywood material which is not easy to be distorted.




2. Reinforced inside construction for safe and effective plyometric training.



3. Scratch-resistant and anti-slip honeycomb coverage bring a cool outlook.

Foam Plyo Boxes



Size: 760X510X610mm
Material: EVA
Net Weight: 23.1KG
Loading bearing: 180KG



1. Precision EVA coated construction with custom brand on six sides.



2. High density protective padding inside and soft foam on all sides bring a secure training feelings.



3. Scratch-resistant and water-proof coverage supplying a anti-slip function at the same time.



Crash Cushion

Size

Please Note: Each bench is slightly measurements error due to the manual measuring.




Net Weight: 25kg per pair
Product Size: 750x600x150 MM
Material: High Density upholstery
Sponge Density: 150KG/M³
Function: Sound attenuation and protects flooring



High Density upholstery designed to lower the bounce and protect the trainer

Dumbbell Rack



Net Weight: 60KG~200KG
Assembling Size: Vary with different storage ability
Material: Quality Steel
Surface Finish: Chrome Coating
Steel Thickness: 10mm



1. Quality Steel / Easy assembling / Secure Weight Capacity / Secure Stability



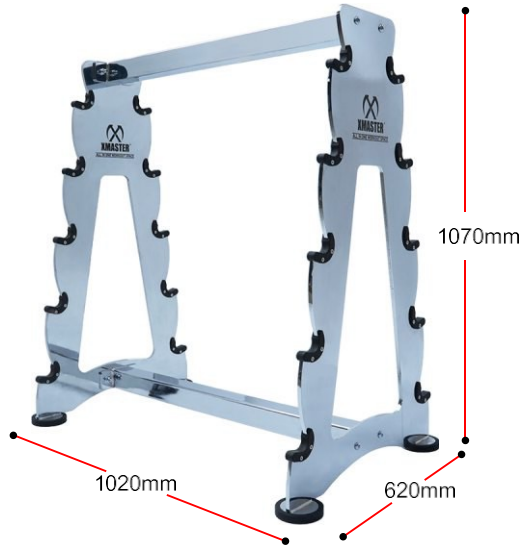
2. This rack available in two tiers and various dumbbell storage ability, store up to 5 pairs ~ 20 pairs.



3. The construction of the dumbbell racks allows to be assembled together to meet the needs of larger facilities.



Fixed Weight barbell Rack



Net Weight: 58KG
Assembling Size: 1020mmx620mmx1070mm
Material: Quality Steel
Surface Finish: Chrome Coating
Steel Thickness: 10mm



1. Quality Steel / Easy assembling / Secure Weight Capacity / Secure Stability



2. The angled shelves designed with rubber coated supporter to prevent the dumbbells from sliding.



3. Two sides design with 10 piece of storage ability at the same time. Special construction design with chrome coating creating an exquisite appearance.

Vertical Plate Tree



Net Weight: 50KG
Assembling Size: 680X590X1600mm (L*W*H)
Steel Size: 75X75X3mm
Length of Storage Pin: 180mm
Spaced at each Storage Pin: 500mm

Size

Please Note: Each bench is slightly measurements error due to the manual measuring.



1. Durable non-slip rubber feet for extra stability and protect the floor.
2. Bolt-together design for the efficient assemble and it can reduce the shipping costs.



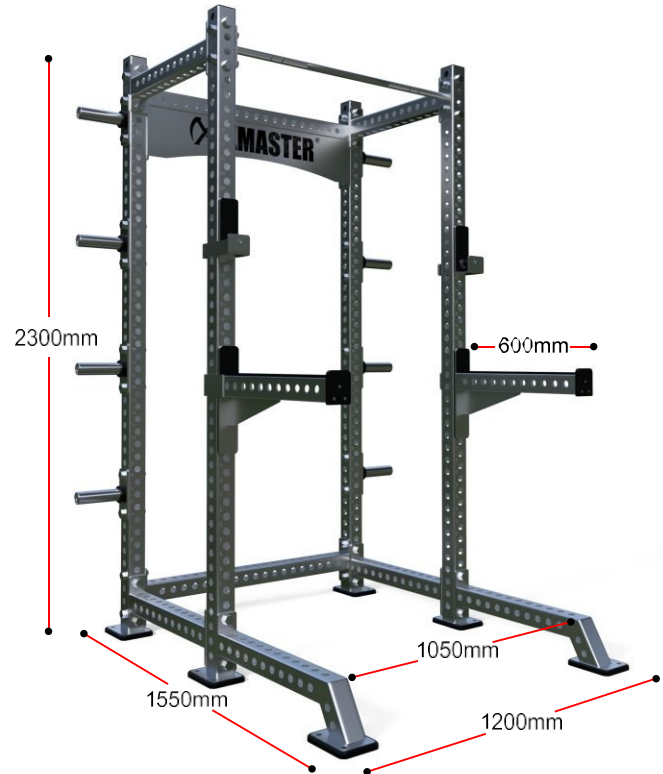
Multi Purpose Half Rack




Net Weight: 230KG
Assembling Size: 1200x1550x2300 (L * W * H)
Steel Size: 75X75X3mm
Storage Capacity: 600KGS
Spaced at each Storage Pin: 500mm
Length of Storage Pin: 180mm

Size

Please Note: Each bench is slightly measurements error due to the manual measuring.




Multi Purpose Half Rack



1.Perfection positioning

A set of standard J-CUPS with XMASTER logo, adjustable space to achieve the perfection positioning for your bench press.



2.Positioning Holes

Eight plate posts with high space efficiency to store more plates. Adjustable holes with laser numbers for easy achieve your height options.



3.Secure ability

Heavy-duty steel rack and safety spotter arms are designed to protect both the trainer and barbell.



The Customized Solutions



Xmaster provide the customized options as your expand accessories for racks as below:

- J-CUP
- Safety-arms
- Custom Logo arch
- Uprights

Multi Purpose Full Rack



Net Weight: 170KG

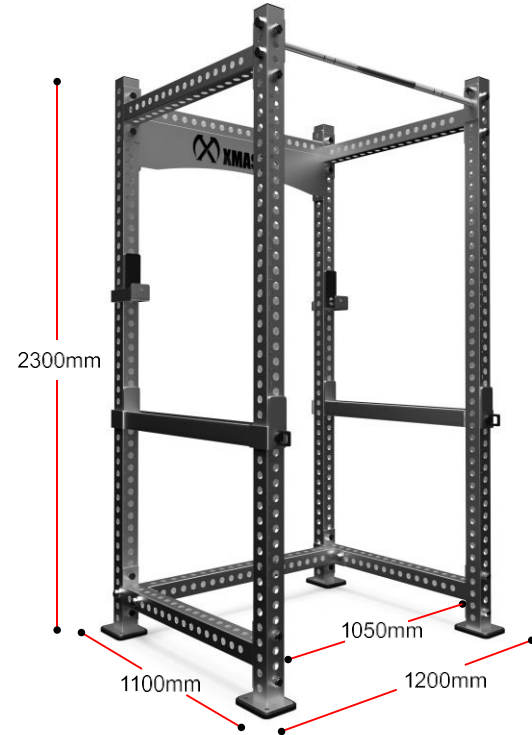
Assembling Size: 1200x1100x2300 (L * W * H)

Steel Size: 75X75X3mm

Spaced at each Storage Pin: 500mm

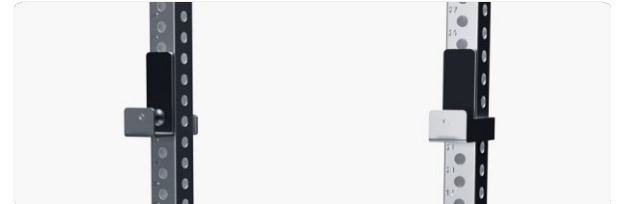
Size

Please Note: Each bench is slightly measurements error due to the manual measuring.





Multi Purpose Full Rack



1.Perfection positioning

A set of standard J-CUPS with XMASTER logo, adjustable space to achieve the perfection positioning for your bench press.



2.Positioning Holes

Adjustable holes with laser numbers for easy achieve your height options.



3.Secure ability

Heavy-duty steel rack and safety spotter arms are designed to protect both the trainer and barbell.

MAXPUMP

Designed for elite athletes



GENERAL CATALOGUE

Maxpump

ENGINEERED IN USA

Established in 2019 and engineered in the USA

MAXPUMP is committed to crafting professional training equipment tailored for elite athletes. Collaborating with top-notch professionals and institutions worldwide, we continuously innovate, creating unique and scientifically patented products, aiming for perfection in every product.



Innovative design
Premium quality
Timely delivery
Customizable options



General Catalogue

MAXPUMP CATALOGUE

STRENGTH

01

- *Evolution* 01
- *P-loaded* 03
- *Elite* 09
- *Bench&Racks* 13

FREE WEIGHT

19

- *Weight* 19
- *Dumbbells* 21
- *Barbells* 23
- *Kettlebells* 25

CONTACT

35

STRENGTH EVOLUTION

The Evolution series adhere to biomechanics principles, utilize patented technology to create innovative superset training equipment. Grounded in scientific biomechanics, our focus is to maximize user efficiency and minimize tendon pressure, preventing exercise-related injuries.

Combining specialized angles from ergonomic principles, we aim to achieve peak muscle fiber output in the shortest time.

Unlock Your Elite Potential



HORIZONTAL MULTI LEG PRESS

A7024 LOWER BODY



▲ DIMENSIONS(MM) 1850*1110*1650 **▲ STACK(KG)** MAX 150

MACHINE FOR TRAINING GLUTEUS, QUADRICEPS, BICEPS

DECLINE CHEST PRESS & PEC DEC SUPERSET

A7021 UPPER BODY



▲ DIMENSIONS(MM) 906.3*1730*2103 **▲ STACK(KG)** MAX 125

MACHINE FOR TRAINING PECTORALIS

SEATED LATERAL RAISE & PRESS SUPERSET

A7020 UPPER BODY



▲ DIMENSIONS(MM) 1290*950*1730 **▲ STACK(KG)** MAX 125

MACHINE FOR TRAINING DELTOIDS

STANDING MULTI ROTARY ARMS CURL

A7039 LOWER BODY



▲ DIMENSIONS(MM) 1060*1070*1760 **▲ STACK(KG)** MAX 125

MACHINE FOR TRAINING BICEPS AND TRICEPS

SEATED SUPER DUAL PULLDOWN

A7035 UPPER BODY



▲ DIMENSIONS(MM) 1740*1020*2500 **▲ STACK(KG)** MAX 200

MACHINE FOR TRAINING BACK, DELTOIDS, ARMS

MULTI DOUBLE BACK SUPERSET

A7032 UPPER BODY



▲ DIMENSIONS(MM) 1760*940*2430 **▲ STACK(KG)** MAX 125

MACHINE FOR TRAINING BACK

SEATED ISO MULTI BICEPS CURL

A7019 UPPER BODY



▲ DIMENSIONS(MM) 1270*1740*1410 **▲ STACK(KG)** MAX 100

MACHINE FOR TRAINING BICEPS

TRICEP OVERHEAD EXTENSION & DIP SUPERSET

A7031 UPPER BODY



▲ DIMENSIONS(MM) 1630*1200*1625 **▲ STACK(KG)** MAX 100

MACHINE FOR TRAINING TRICEPS

STANDING LATERAL RAISE & FLY

A7003 UPPER BODY



▲ DIMENSIONS(MM) 1450*950*2040 **▲ STACK(KG)** MAX 125

MACHINE FOR TRAINING DELTOIDS AND PECTORALIS

STANDING ISO MULTI LEG CURL

A7054 LOWER BODY



▲ DIMENSIONS(MM) 1040*909*1834 **▲ STACK(KG)** MAX 125

MACHINE FOR TRAINING HAMSTRINGS

CLASSIC POWER LEG EXTENSION

A7064 LOWER BODY



▲ DIMENSIONS(MM) 1570*900*2180 **▲ STACK(KG)** MAX 150

MACHINE FOR TRAINING QUADRICEPS

LYING TRICEP EXTENSION ADJUSTABLE

A7023 UPPER BODY



▲ DIMENSIONS(MM) 1913*920*1850 **▲ STACK(KG)** MAX 125

MACHINE FOR TRAINING TRICEPS

PEC DEC FLY PRO

A7009 UPPER BODY



▲ DIMENSIONS(MM) 1500*950*2040 **▲ STACK(KG)** MAX 125

MACHINE FOR TRAINING PECTORALIS, REAR DELTOIDS

SEATED MULTI PREACHER ARMS CURL PRO

A7012 UPPER BODY



▲ DIMENSIONS(MM) 920*1260*1585 **▲ STACK(KG)** MAX 100

MACHINE FOR TRAINING BICEPS

HIGH ROW & LOW ROW SUPERSET

A7008 UPPER BODY



▲ DIMENSIONS(MM) 2230*1370*1610 **▲ STACK(KG)** MAX 125

MACHINE FOR TRAINING BACK

SEATED ISO TRICEP EXTENSION

A7043 UPPER BODY



▲ DIMENSIONS(MM) 1720*940*1750 **▲ STACK(KG)** MAX 100

MACHINE FOR TRAINING TRICEPS

STRENGTH - EVOLUTION

STRENGTH - EVOLUTION

STRENGTH - EVOLUTION

STRENGTH - EVOLUTION

STRENGTH P-loaded



P-loaded follows classic design while incorporating innovative patented technology, support heavyweight training, and perfectly aligned with principles of biomechanics.

Our equipment is built with sturdy and durable materials, providing convenient and flexible usage, ensuring a safer and more efficient workout experience.

POWER RUNNER PRO

A6014 LOWER BODY



▲ DIMENSIONS(MM)
1370*1450*1440

MACHINE FOR TRAINING GLUTEUS

3D SAFTY SQUAT

A7080 LOWER BODY



▲ DIMENSIONS(MM)
1360*1932*2400

MACHINE FOR TRAINING GLUTEUS, QUADRICEPS, HAMSTRINGS

DOUBLE TRACK SQUAT

A7081 LOWER BODY



▲ DIMENSIONS(MM)
2158*1600*1930

MACHINE FOR TRAINING QUADRICEPS, HAMSTRINGS

PENDULUM SQUAT PRO

A7049 LOWER BODY



▲ DIMENSIONS(MM)
2380*1280*1740

MACHINE FOR TRAINING QUADRICEPS, HAMSTRINGS, GLUTEUS

REVERSE HYPER

A6012 LOWER BODY



▲ DIMENSIONS(MM)
1650*1250*1600

MACHINE FOR TRAINING HAMSTRINGS, GLUTEUS

POWER LEG PRESS

A6017 LOWER BODY



▲ DIMENSIONS(MM)
1770*2146*1284

MACHINE FOR TRAINING CALF MUSCLES

INCLINE PEC DEC FLY

A7017 UPPER BODY



▲ DIMENSIONS(MM)
1326*2242*1335

MACHINE FOR TRAINING PECTORALIS

INCLINE HIP ABDUCTION

A7029 LOWER BODY



▲ DIMENSIONS(MM)
1900*1480*1220

MACHINE FOR TRAINING GLUTEUS

SEATED TRICEPS EXTENSION

A7025 UPPER BODY



▲ DIMENSIONS(MM)
1600*1050*1600

MACHINE FOR TRAINING TRICEPS

MULTI HACK SQUAT PRO

A7072 LOWER BODY



▲ DIMENSIONS(MM)
1770*2093*1475

MACHINE FOR TRAINING GLUTEUS, HAMSTRINGS, QUADRICEPS

ABDOMINAL CRUNCH

A6020 CORE



▲ DIMENSIONS(MM)
1480*1090*1530

MACHINE FOR TRAINING RECTUS ABDOMINIS, OBLIQUUS EXTERNUS ABDOMINIS

ISO SMITH

A7030 UPPER BODY



▲ DIMENSIONS(MM)
1336*2022*2270

MACHINE FOR TRAINING PECTORALS, BACK, DELTOIDS, TRAPEZIUS

STANDING HIP THRUST

A7026 LOWER BODY



▲ DIMENSIONS(MM)
1200*1000*1200

MACHINE FOR TRAINING GLUTEUS

SEATED ROW

A6001 UPPER BODY



▲ DIMENSIONS(MM)
1200*1600*1300

MACHINE FOR TRAINING BACK

LEG EXTENSION

A6009 LOWER BODY



▲ DIMENSIONS(MM)
1466*1423*1100

MACHINE FOR TRAINING QUADRICEPS

HIP THRUST

A7027 LOWER BODY



▲ DIMENSIONS(MM)
1850*1500*1200

MACHINE FOR TRAINING GLUTEUS, HAMSTRINGS

BELT SQUAT

A7001 LOWER BODY



▲ DIMENSIONS(MM)
1600*1600*1655

MACHINE FOR TRAINING GLUTEUS, QUADRICEPS, HAMSTRINGS

SQUAT STATION PRO

A7002 LOWER BODY



▲ DIMENSIONS(MM)
1750*1780*1090

MACHINE FOR TRAINING GLUTEUS, HAMSTRINGS, QUADRICEPS

STRENGTH - P-LOADED

STRENGTH - P-LOADED

STRENGTH - P-LOADED

STRENGTH - P-LOADED

SEATED REAR DELTOID SHOULDER

A7004 LOWER BODY



▲ DIMENSIONS(MM)
1700*1340*1400

MACHINE FOR TRAINING UPPER BACK, REAR DELTOIDS, LOWER MIDDLE PART OF TRAPEZIUS

CLASSIC INCLINE CHEST PRESS

A7010 UPPER BODY



▲ DIMENSIONS(MM)
1457*2354*1285

MACHINE FOR TRAINING UPPER PECTORALIS

CLASSIC PULLOVER

A7006 UPPER BODY



▲ DIMENSIONS(MM)
1720*1540*1445

THE MOST RECOMMENDED MACHINE FOR TRAINING LATISSIMUS DORSI BY DORIAN YATES

SEATED LEGS CURL

A7018 LOWER BODY



▲ DIMENSIONS(MM)
1300*1150*1150

MACHINE FOR TRAINING HAMSTRINGS IN ISOLATION

SUPINE SHOULDER PRESS

A7005 UPPER BODY



▲ DIMENSIONS(MM)
2370*1340*1370

TRAINING DELTOIDS, REDUCE SPINE AND TRICEPS PRESSURE

CLASSIC ISO LATERAL ROW

A7038 UPPER BODY



▲ DIMENSIONS(MM)
1420*1050*1360

MACHINE FOR TRAINING BACK MUSCLE GOUPS

CLASSIC WIDE PULLDOWN

A7007 UPPER BODY



▲ DIMENSIONS(MM)
1980*1300*1855

MACHINE FOR TRAINING BACK

CLASSIC SEATED CHEST PRESS

A7011 UPPER BODY



▲ DIMENSIONS(MM)
1455.6*1891*1434

MACHINE FOR TRAINING PECTORALIS

SEATED TRICEPS OVERHEAD EXTENTION

A7013 UPPER BODY



▲ DIMENSIONS(MM)
1326*2139*1520

MACHINE FOR TRAINING TRICEPS

CLASSIC SEATED LONG ROW

A7036 UPPER BODY



▲ DIMENSIONS(MM)
1930*920*1750

MACHINE FOR TRAINING LATISSIMUS DORSI

MULTI FRONT ROW PRO

A7040 UPPER BODY



▲ DIMENSIONS(MM)
1810*1184*1930

MACHINE FOR TRAINING BACK

MILITARY SHOULDER PRESS PRO

A7042 UPPER BODY



▲ DIMENSIONS(MM)
1670*2050*1580

MACHINE FOR TRAINING DELTOIDS

SEATED ISO LOW ROW

A7014 UPPER BODY



▲ DIMENSIONS(MM)
1760*1340*1410

MACHINE FOR TRAINING MIDDLE AND LOWER LATISSIMUS DORSI

SEATED MULTI HIGH ROW

A7015 UPPER BODY



▲ DIMENSIONS(MM)
2250*1340*2010

MACHINE FOR TRAINING LATISSIMUS DORSI, REAR DELTOIDS

VERTICAL LEG PRESS

A7016 LOWER BODY



▲ DIMENSIONS(MM)
1523*1580*1985

MACHINE FOR TRAINING HAMSTRINGS, QUADRICEPS

70 DEGREES LEG PRESS

A7051 LOWER BODY



▲ DIMENSIONS(MM)
2210*1730*1780

MACHINE FOR TRAINING QUADRICEPS, HAMSTRINGS

MULTI SHOULDER PRESS PRO

A7060 UPPER BODY



▲ DIMENSIONS(MM)
1760*1130*1530

MACHINE FOR TRAINING DELTOIDS

STANDING TRICEP EXTENSION & DIP

A7061 UPPER BODY



▲ DIMENSIONS(MM)
2125*980*1420

MACHINE FOR TRAINING TRICEPS AND PECTORALIS

STRENGTH - P-LOADED

STRENGTH - P-LOADED

STRENGTH - P-LOADED

STRENGTH - P-LOADED

ISO BENCH PRESS PRO

A7062

UPPER BODY



▲ DIMENSIONS(MM)
1300*1730*1200



MACHINE FOR TRAINING PECTORALS

LAT PULLDOWN & LONG ROW SUPERSET

A7034

UPPER BODY



▲ DIMENSIONS(MM)
2280*1560*2325



MACHINE FOR TRAINING BACK

MULTI LOW ROW & DEADLIFT

A7037

UPPER BODY



▲ DIMENSIONS(MM)
1760*1350*1465



MACHINE FOR TRAINING BACK

MULTI DEADLIFT & SHRUG

A7041

UPPER BODY



▲ DIMENSIONS(MM)
1760*1350*1465



MACHINE FOR TRAINING LOWER BACK, TRAPEZIUS

CROSSOVER MULTI SHOULDER PRESS

A7044

UPPER BODY



▲ DIMENSIONS(MM)
1665*1842*1500



MACHINE FOR TRAINING DELTOIDS

CROSSOVER MULTI BENCH PRESS

A7045

UPPER BODY



▲ DIMENSIONS(MM)
1685*1860*820



MACHINE FOR TRAINING PECTORALIS

CROSSOVER MULTI INCLINE PRESS

A7046

UPPER BODY



▲ DIMENSIONS(MM)
1800*1842*995



MACHINE FOR TRAINING UPPER PECTORALIS

SUPPORTED ANGLE ROW

A7047

UPPER BODY



▲ DIMENSIONS(MM)
1870*1372*1350

INNOVATIVE BACK ROW TRAINER



STRENGTH Elite



Elite is designed for individuals of various ages and training levels, perfectly aligned with principles of biomechanics to ensure safe training.

Combining innovation and advanced technology, the Elite series offers unique and cutting-edge training products, providing you with the ultimate fitness experience.

Unlock Your Elite Potential

SEATED LEG EX TENSION & CURL COMBO



A5028 LOWER BODY
 DIMENSIONS(MM) 1300*1150*1620
 STACK(KG) MAX 100
 MACHINE FOR TRAINING QUADRICEPS, HAMSTRINGS

SHOULDER PRESS & CHEST PRESS COMBO



A5027 UPPER BODY
 DIMENSIONS(MM) 1900*1320*1620
 STACK(KG) MAX 100
 MACHINE FOR TRAINING DELTOIDS AND PECTORALIS

LEG CURL & EXTENSION COMBO



A5026 UPPER BODY
 DIMENSIONS(MM) 1820*1030*1620
 STACK(KG) MAX 100
 MACHINE FOR TRAINING QUADRICEPS, HAMSTRINGS

SHOULDER PRESS



A5004 UPPER BODY
 DIMENSIONS(MM) 1320*1600*1620
 STACK(KG) MAX 100
 MACHINE FOR TRAINING DELTOIDS, TRICEPS

SEATED ROW



A5005 UPPER BODY
 DIMENSIONS(MM) 780*1300*1950
 STACK(KG) MAX 100
 MACHINE FOR TRAINING TRAPEZIUS, LATISSIMUS DORSI

SEATED DIP



A5006 UPPER BODY
 DIMENSIONS(MM) 1110*1300*1620
 STACK(KG) MAX 100
 MACHINE FOR TRAINING PECTORALIS, DELTOIDS, TRICEPS

LAT PULLDOWN & SEATED ROW COMBO



A5025 UPPER BODY
 DIMENSIONS(MM) 1935*1230*2230
 STACK(KG) MAX 100
 MACHINE FOR TRAINING BACK MUSCLE GROUPS

ARMS CURL & EXTENSION COMBO



A5024 UPPER BODY
 DIMENSIONS(MM) 1300*1250*1620
 STACK(KG) MAX 75
 MACHINE FOR TRAINING BICEPS AND TRICEPS

ABDOMINAL & LOWER BACK EXTENSION COMBO



A5023 CORE
 DIMENSIONS(MM) 1250*1100*1620
 STACK(KG) MAX 75
 MACHINE FOR TRAINING ABS, LOWER BACK

GLUTE HAM



A5007 LOWER BODY
 DIMENSIONS(MM) 980*1160*1620
 STACK(KG) MAX 75
 MACHINE FOR TRAINING GLUTEUS, ADDUCTOR

SEATED LEG PRESS




A5009 LOWER BODY
 DIMENSIONS(MM) 1060*1520*1820
 STACK(KG) MAX 100
 MACHINE FOR TRAINING QUADRICEPS, GLUTEUS, GASTROCNEMIUS, CALVES

LEG EXTENTION




A5010 LOWER BODY
 DIMENSIONS(MM) 980*1200*1620
 STACK(KG) MAX 100
 MACHINE FOR TRAINING QUADRICEPS

SEATED CHEST PRESS




A5001 UPPER BODY
 DIMENSIONS(MM) 1400*1450*1620
 STACK(KG) MAX 100
 MACHINE FOR TRAINING PECTORALIS, DELTOIDS, TRICEPS

ABDOMINAL



A5002 UPPER BODY
 DIMENSIONS(MM) 1015*980*1620
 STACK(KG) MAX 75
 MACHINE FOR TRAINING ABDOMINALS

LAT PULLDOWN (HIGH FULLY)



A5003 UPPER BODY
 DIMENSIONS(MM) 1000*1450*2280
 STACK(KG) MAX 100
 MACHINE FOR TRAINING TRAPEZIUS, LATISSIMUS DORSI, SACROSPINOUS

LEG CURL



A5011 LOWER BODY
 DIMENSIONS(MM) 950*1780*1620
 STACK(KG) MAX 100
 MACHINE FOR TRAINING HAMSTRINGS

ARM CURL BICEPS



A5012 UPPER BODY
 DIMENSIONS(MM) 1090*1170*1620
 STACK(KG) MAX 75
 MACHINE FOR TRAINING BICEPS, BRACHIORADLALIS

HIP ADDUCTION / ABDUCTION COMBO



A5014 LOWER BODY
 DIMENSIONS(MM) 1450*1700*1620
 STACK(KG) MAX 75
 MACHINE FOR TRAINING GLUTEUS, ADDUCTOR

PEC DECK FLY WITH REVERSE



A5015 UPPER BODY
▲ DIMENSIONS(MM) 1300*1300*2030
▲ STACK(KG) MAX 100
 MACHINE FOR TRAINING PECTORALIS, REAR DELTOIDS

CHIN-UP, DIP ASSIST



A5016 UPPER BODY
▲ DIMENSIONS(MM) 1020*2150*2020
▲ STACK(KG) MAX 100
 MACHINE FOR TRAINING BACK, DELTOIDS

ROTARY TORSO



A5018 UPPER BODY
▲ DIMENSIONS(MM) 960*1170*2100
▲ STACK(KG) MAX 75
 MACHINE FOR TRAINING EXTERNAL OBLIQUE ABDOMINAL MUSCLE

3 STATION CABLE



A1064 MULTIFUNCTIONAL
▲ DIMENSIONS(MM) 960*1170*2100
 EFFECTIVE WHOLE-BODY WORK-OUT BECOME POSSIBLE

THE CAGE 8 STATION (2 PULL DOWN, 2 ROW)



A7052 MULTIFUNCTIONAL
▲ DIMENSIONS(MM) 5780*4290*2350
 ALLOWS FOR ALMOST ENDLESS STRENGTH TRAINING OPTIONS TO BUILD BALANCE, STABILITY AND STRENGTH.

LATERAL RAISE



A5020 UPPER BODY
▲ DIMENSIONS(MM) 1175*1195*1620
▲ STACK(KG) MAX 75
 MACHINE FOR TRAINING DELTOIDS

STANDING CALF RAISE




A5021 LOWER BODY
▲ DIMENSIONS(MM) 780*1320*1750
▲ STACK(KG) MAX 100
 MACHINE FOR TRAINING QUADRICEPS, GLUTEUS, GASTROCNEMIUS

CABLE CROSS OVER



A4000-25 MULTIFUNCTIONAL
▲ DIMENSIONS(MM) 1080*3500*2220
▲ STACK(KG) MAX 100*2
 MULTIPLE GRIPS (ACCESSORIES)

DUAL PULLY




A4000-26 MULTIFUNCTIONAL
▲ DIMENSIONS(MM) 750*1600*2260
▲ STACK(KG) MAX 100*2
 VARIOUS GRIPS (ACCESSORIES)

MULTI GYM PRO (8STATION)



A40000-57 MULTIFUNCTIONAL
▲ DIMENSIONS(MM) 4000*6000*2350
 COMBINATION OF LEG EXTENSION, PEC DEC FLY, LEG CURL, LAT PULLDOWN, PULLDOWN, CHIN-UP, LONG ROW

FOREARM TRAINER



A7050 UPPER BODY
▲ DIMENSIONS(MM) 1268*800*1020
▲ STACK(KG) MAX 83
 MACHINE FOR TRAINING FOREARMS



STRENGTH - ELITE

STRENGTH - ELITE

STRENGTH - ELITE

STRENGTH BENCH & RACKS

We carefully select premium bearings, paint, and steel, with some parts up to 100mm thick, use advanced laser-cutting and super fiber cushions to provide you with stable and reliable training equipment.

We are committed to creating the perfect fitness experience, allowing you to enjoy both comfort and effectiveness during your workouts.



Unlock Your Elite Potential

HALF RACK

A4000-55 MULTIFUNCTIONAL



▲ DIMENSIONS(MM)
1370*1720*2270

USING IT TOGETHER WITH THE AUXILIARY EQUIPMENT

GHD 90°ROMAN CHAIR

A4000-56 LOWER BODY



▲ DIMENSIONS(MM)
1650*930*1140

MACHINE FOR TRAINING SACROSPINOUS MUSCLE, GLUTEUS , HAMSTRINGS

SMITH 2000

A4000-27(P-SM20) MULTIFUNCTIONAL



▲ DIMENSIONS(MM)
1400*2000*2020

USING IT TOGETHER WITH THE AUXILIARY EQUIPMENT

SIT UP

A4000-34 CORE



▲ DIMENSIONS(MM)
1550*700*1190

MACHINE FOR TRAINING ABDOMINAL , EXTERNAL OBLIQUE MUSCLES

ADJUSTABLE DECILNE BENCH

A4000-34A CORE



▲ DIMENSIONS(MM)
1710*530*950

MACHINE FOR TRAINING ABDOMINAL, EXTERNAL OBLIQUE MUSCLES

TWIST DOUBLE

A4000-53(F-TD) CORE



▲ DIMENSIONS(MM)
1480*585*1270

MACHINE FOR TRAINING ABDOMINAL, EXTERNAL OBLIQUE MUSCLES

OLYMPIC BENCH

A4000-30(F-OB) UPPER BODY



▲ DIMENSIONS(MM)
1750*1600*1060

MACHINE FOR TRAINING DELTOIDS, PECTORALIS,TRICEPS

OLYMPIC BENCH

A4000-30A UPPER BODY



▲ DIMENSIONS(MM)
1750*1600*1060

MACHINE FOR TRAINING DELTOIDS, PECTORALIS, TRICEPS

OLYMPIC INCLINE BENCH

A4000-31 (F-OIB) UPPER BODY



▲ DIMENSIONS(MM)
1700*1650*1350

MACHINE FOR TRAINING DELTOIDS, PECTORALIS, TRICEPS

FLAT BENCH

A4000-35 (F-FB) MULTIFUNCTIONAL



▲ DIMENSIONS(MM)
1250*700*430

AUXILIARY BENCH FOR MULTIPLE EXERCISES

ROMAN CHAIR (45-90° ADJUST TYPE)

A4000-36 UPPER BODY



▲ DIMENSIONS(MM)
1100*840*750

MACHINE FOR TRAINING SACROSPINOUS MUSCLE

PREACHER CURL BENCH (STAND TYPE)

A4000-37A UPPER BODY



▲ DIMENSIONS(MM)
1020*1792*1115

MACHINE FOR TRAINING BICEPS, BRACHIORADIALIS

OLYMPIC DECLINE BENCH

A4000-32 (F-ODB) UPPER BODY



▲ DIMENSIONS(MM)
2160*1710*1140

MACHINE FOR TRAINING DELTOIDS, PECTORALIS, TRICEPS

UTILITY BENCH

A4000-33A MULTIFUNCTIONAL



▲ DIMENSIONS(MM)
1350*875*750

AUXILIARY BENCH FOR VARIOUS EXERCISES

ADJUSTABLE INCILNE BENCH

A4000-33F MULTIFUNCTIONAL



▲ DIMENSIONS(MM)
1500*650*1300

CAN BE USED ALONE AS AN INSTRUMENT FOR INSTRUMENT FOR OTHER EQUIPMENT

PREACHER CURL BENCH

A4000-37 UPPER BODY



▲ DIMENSIONS(MM)
805*1070*1030

MACHINE FOR TRAINING BICEPS, BRACHIORADIALIS

UTILITY BENCH

A4000-38 (F-UB) MULTIFUNCTIONAL



▲ DIMENSIONS(MM)
1200*500*1050

AUXILIARY BENCH FOR MULTIPLE EXERCISES

T-BAR ROW

A4000-39(P-TR) UPPER BODY



▲ DIMENSIONS(MM)
1840*800*1070

MACHINE FOR TRAINING TRAPEZIUS, LATISSIMUS DORSI, SACROSPINOUS

V-BAR ROW

A4000-39A UPPER BODY



▲ DIMENSIONS(MM)
1690*830*970
MACHINE FOR TRAINING TRAPEZIUS, LATISSIMUS DORSI, SACROSPINOUS

3D SMITH

A4000-40 MULTIFUNCTIONAL



▲ DIMENSIONS(MM)
1600*2000*2065
COMBINATION OF POWER RACKS AND SMITH

SMITH + HALF RACK

A4000-40A MULTIFUNCTIONAL



▲ DIMENSIONS(MM)
2050*2180*2200
COMBINATION OF POWER RACKS AND SMITH

FIXED BARBELL RACK

A4000-42(F-FBR) MULTIFUNCTIONAL



▲ DIMENSIONS(MM)
910*880*1580
LASER PROCESSING PRODUCT
PRECISION MANUFACTURE OF
ADVANCED STEEL MATERIALS

DISCUS RACK

A4000-43(F-DR) MULTIFUNCTIONAL



▲ DIMENSIONS(MM)
600*650*1400
LASER PROCESSING PRODUCT
PRECISION MANUFACTURE OF
ADVANCED STEEL MATERIALS

DUMBBELL RACK (LOW TYPE)

A4000-44(F-DBR-2) MULTIFUNCTIONAL



▲ DIMENSIONS(MM)
600*2400*950
LASER PROCESSING PRODUCT
PRECISION MANUFACTURE OF
ADVANCED STEEL MATERIALS

DUMBBELL RACK (BASIC TYPE)

A4000-44A(F-DBR-1) MULTIFUNCTIONAL



▲ DIMENSIONS(MM)
850*2400*950
LASER PROCESSING PRODUCT
PRECISION MANUFACTURE OF
ADVANCED STEEL MATERIALS

VERTICLE DUMBBELL RACK

A4000-44B MULTIFUNCTIONAL



▲ DIMENSIONS(MM)
600*650*1200
LASER PROCESSING PRODUCT
PRECISION MANUFACTURE OF
ADVANCED STEEL MATERIALS

DIP & LEG RAISE

A4000-45 (F-DLR) UPPER BODY



▲ DIMENSIONS(MM)
1500*650*1600
MACHINE FOR TRAINING
ABDOMINALS

SQUAT RACK

A4000-46 LOWER BODY



▲ DIMENSIONS(MM)
1550*1750*1680
MACHINE FOR TRAINING QUADRICEPS
HAMSTRINGS

SEATED CALF RAISE

A4000-47 (F-SCR) LOWER BODY



▲ DIMENSIONS(MM)
1400*600*1550
MACHINE FOR TRAINING
GASTROINTESTINAL MUSCLE

PLATE INCLINE BENCH

A4000-48 UPPER BODY



▲ DIMENSIONS(MM)
1920*1280*1240
MACHINE FOR TRAINING PECTORALIS

PLATE FLAT BENCH

A4000-48A UPPER BODY



▲ DIMENSIONS(MM)
1800*1300*1060
MACHINE FOR TRAINING PECTORALIS

PLATE DECLINE BENCH

A4000-48B UPPER BODY



▲ DIMENSIONS(MM)
2175*1230*1030
MACHINE FOR TRAINING LOWER
PECTORALIS

POWER RACK

A4000-49(F-PR) MULTIFUNCTIONAL



▲ DIMENSIONS(MM)
1720*1725*2310
SAFE MOVEMENT OF VARIOUS
AREAS USING THE WEIGHT OF
THE BARBELL PLATES

HANDLE RACK PRO

A4000-50 (F-HDRP) MULTIFUNCTIONAL



▲ DIMENSIONS(MM)
1190*780*1365
LASER PROCESSING PRODUCT
PRECISION MANUFACTURE OF
ADVANCED STEEL MATERIALS

HANDLE RACK

A4000-50A MULTIFUNCTIONAL



▲ DIMENSIONS(MM)
540*570*770
LASER PROCESSING PRODUCT
PRECISION MANUFACTURE OF
ADVANCED STEEL MATERIALS

BARBELL RACK (STAND TYPE)

A4000-51 MULTIFUNCTIONAL



▲ DIMENSIONS(MM)
1245*560*245
LASER PROCESSING PRODUCT
PRECISION MANUFACTURE OF
ADVANCED STEEL MATERIALS

BENTOVER LATERAL RAISE

A4000-52

UPPER BODY



DIMENSIONS(MM)
1765*750*1000

MACHINE FOR TRAINING DELTOIDS

MOVING LEG RAISE

A4000-54

CORE



DIMENSIONS(MM)
1075*690*1420

MACHINE FOR TRAINING ABDOMINAL

SAFETY FLAT BENCH

A4070

UPPER BODY



DIMENSIONS(MM)
1750*1600*1060

MACHINE FOR TRAINING DELTOIDS, PECTORALIS, TRICEPS

SAFETY INCLINE BENCH

A4071

UPPER BODY



DIMENSIONS(MM)
1700*1650*1350

MACHINE FOR TRAINING DELTOIDS, PECTORALIS, TRICEPS



FREE WEIGHT **WEIGHT PLATES**

Custom LOGO weight service for our clients,
optional in a variety of colors.



CPU DODECAGON BUMPER PLATE



Δ DIMENSIONS	KILOGRAMS
1.25	KG
2.5	KG
5	KG
10	KG
15	KG
20	KG
25	KG
2.5	LB
5	LB
10	LB
25	LB
35	LB
45	LB

Classic 12-sided urethane Olympic discs, an innovative anti-roll design adds a safety and stylish edge to your weight training session. Unique 2 grips contoured design Tapered handgrips eliminate nipped fingers Precision casting Premium urethane surface coating 12-sided design minimizes rolling Stainless-steel insert, and the diameter of the hole is 50.6mm +/-0.2mm Tolerance: ±3% Weight increment: 1.25KG-25KG / 2.5LB-45LB

CPU RED TRIANGLE BUMPER PLATE



Δ DIMENSIONS	KILOGRAMS
1.25	KG
2.5	KG
5	KG
10	KG
15	KG
20	KG
25	KG

Change the color of the triangle at will and laser your brand and text on, one of our best sellers. Unique 3 grips contoured design Premium urethane surface coating Specially designed handgrips eliminate finger bites and allow for precision casting Stainless-steel insert, and the diameter of the hole is 50.6mm +/-0.2mm Tolerance: ±3% Weight increment: 1.25KG-25KG

CPU 4-HOLE BUMPER PLATE



Δ DIMENSIONS	KILOGRAMS
1.25	KG
2.5	KG
5	KG
10	KG
15	KG
20	KG
25	KG

Premium polyurethane coating minimizes gym surface marks and is suitable for any free-weight zone. Unique 4 grips contoured design Premium urethane surface coating Specially designed handgrips eliminate finger bites and allow for precision casting Stainless-steel insert, and the diameter of the hole is 50.6mm +/-0.2mm Tolerance: ±3% Weight increment: 1.25KG-25KG Covered TPU/CPU available

**CPU BUMPER PLATE LF002
TPU BUMPER PLATE LF002**



CPU Δ DIMENSIONS	KILOGRAMS
2.5	KG
5	KG
10	KG
15	KG
20	KG
25	KG

TPU Δ DIMENSIONS	KILOGRAMS
1.25	KG
2.5	KG
5	KG
10	KG
15	KG
20	KG
25	KG

Premium polyurethane coating minimizes gym surface marks and is suitable for any free-weight zone. Unique 3 grips contoured design Premium urethane surface coating Specially designed handgrips eliminate finger bites and allow for precision casting Stainless-steel insert, and the diameter of the hole is 50.6mm +/-0.2mm Tolerance: ±3% Weight increment: 1.25KG-25KG Covered TPU /CPU available

**CPU BUMPER PLATE LF001
TPU BUMPER PLATE LF001**



CPU Δ DIMENSIONS	KILOGRAMS
1.25	KG
2.5	KG
5	KG
10	KG
15	KG
20	KG
25	KG
2.5	LB
5	LB
10	LB
25	LB
35	LB
45	LB

TPU Δ DIMENSIONS	KILOGRAMS
1.25	KG
2.5	KG
5	KG
10	KG
15	KG
20	KG
25	KG

Premium polyurethane coating minimizes gym surface marks and is suitable for any free-weight zone. Unique 3 grips contoured design Premium urethane surface coating Specially designed handgrips eliminate finger bites and allow for precision casting Stainless-steel insert, and the diameter of the hole is 50.6mm +/-0.2mm Tolerance: ±3% Weight increment: 1.25KG-25KG Covered TPU/CPU available

**CPU 3-HOLE BUMPER PLATE
TPU 3-HOLE BUMPER PLATE**



CPU Δ DIMENSIONS	KILOGRAMS
1.25	KG
2.5	KG
5	KG
10	KG
15	KG
20	KG
25	KG
2.5	LB
5	LB
10	LB
25	LB
35	LB
45	LB

TPU Δ DIMENSIONS	KILOGRAMS
1.25	KG
2.5	KG
5	KG
10	KG
15	KG
20	KG
25	KG

Ergonomic grips make this premium urethane disc a worthy addition to any free weights area. Unique 3 grips contoured design Premium urethane coating doesn't mark Laser-etched logo and weight with custom branding available Stainless-steel insert, and the diameter of the hole is 50.6mm +/-0.2mm Tolerance: ±3% Weight increment: 1.25KG-25KG / 2.5LB-45LB Covered TPU/CPU available

CPU WHEEL HUB BUMPER PLATE



Δ DIMENSIONS	KILOGRAMS
5	KG
10	KG
15	KG
20	KG
25	KG
10	LB
25	LB
35	LB
45	LB
55	LB

Our Olympic weightlifting is perfectly in line with IWF competition standards, and our strong point. High-quality polyurethane material Chrome Plated steel insert with lightly glossed edges offers an alternative design to traditional Olympic discs, for gyms looking for a consistent design throughout their facility Raised color lettering in standard Olympic colors, allowing for quick weight identification The diameter of the hole is 50.6mm +/-0.2mm, Outer diameter of the disc is 450mm Each disc calibrated to 1% weight accuracy Weight increment: 5KG-25KG / 10LB-55LB



FREE WEIGHT DUMBBELLS

Custom LOGO weight service
for our clients,
optional in
a variety of colors.



CPU OCEAN DUMBBELL



▲ DIMENSIONS

- JUMP EVERY 2 KILOGRAMS (1MF2-1MF50)
- JUMP EVERY 2.5 KILOGRAMS (1MF52.5-1MF70)

Nice visual with the recessed outer circle. You can totally add your brand and logo to stand out from the competition.
High-quality polyurethane material
Special treatment alloy steel handle
24-hour salt spray test
Close-fitting dumbbell
12mm thick polyurethane layer
Close-fitting dumbbell
Tolerance: ±1-3%
Weight increment: 2-70KG / 2.5-70KG / 5-140LB

CPU RING-COLLARED DUMBBELL



▲ DIMENSIONS

- JUMP EVERY 2 KILOGRAMS (1MF2-1MF50)
- JUMP EVERY 5 KILOGRAMS (1MF50-1MF60)

You can customize the color of the circle as you like, and bring highlights to your products. It must be ideal for free-weight areas.
High-quality polyurethane material
Special treatment alloy steel handle
24-hour salt spray test
Close-fitting dumbbell
12mm thick polyurethane layer
Customized knurling depth
Tolerance: ±1-3%
Weight increment: 2-60KG / 2.5-60KG / 5-100LB

CPU OCTAGON DUMBBELL



▲ DIMENSIONS

- JUMP EVERY 2 KILOGRAMS (1MF2-1MF50)

The 8-sided design won't let the dumbbells roll around, the large enough to customize the area to meet your higher needs, and the rough leather grain gives you a different texture.
High-quality polyurethane material
Special treatment alloy steel handle
24-hour salt spray test
Close-fitting dumbbell
12mm thick polyurethane layer
Customized knurling depth
Tolerance: ±1-3%
Weight increment: 2-50KG / 5-120LB

CPU DODECAGON DUMBBELL



▲ DIMENSIONS

- JUMP EVERY 2 KILOGRAMS (1MF2-1MF60)

12-sided premium urethane dumbbells are made to offer superior durability with a pouring process and high-grade steel.
24-hour salt spray test
Close-fitting dumbbell
12mm thick polyurethane layer
Customized knurling depth
Tolerance: ±1-3%
Weight increment: 2-60KG / 2.5-80KG / 5-200LB

CPU GRAY INNER-RING DUMBBELL



▲ DIMENSIONS

- JUMP EVERY 2 KILOGRAMS (1MF2-1MF70)

You can try more patterns and words on this dumbbell, and the color of the circle in the middle can be changed.
High-quality polyurethane material
Special treatment alloy steel handle
24-hour salt spray test
Close-fitting dumbbell
12mm thick polyurethane layer
Customized knurling depth
Tolerance: ±1-3%
Weight increment: 2-50KG / 2.5-70KG / 5-150LB

CPU ROUND HEAD DUMBBELL



▲ DIMENSIONS

- JUMP EVERY 2 KILOGRAMS (1MF2-1MF60)

Basic rubber dumbbells, high-quality handles, and 12mm rubber thickness, longer service life than ordinary rubber.
High-quality rubber material
Special treatment alloy steel handle
24-hour salt spray test
Close-fitting dumbbell
12mm thick polyurethane layer
Customized knurling depth
Tolerance: ±1-3%
Weight increment: 2-60KG / 2.5-60KG / 5-150LB

FREE WEIGHT BARBELLS

Custom LOGO weight service for our clients, optional in a variety of colors.



CPU DODECAGON BARBELL



▲ DIMENSIONS
• JUMP EVERY 5 KILOGRAMS (1MF10-1MF50)

Classic 12-sided barbells with ends encased in heavy-duty, odorless urethane. High-quality polyurethane material. Special treatment alloy steel handle. Surface treatment nickel or hard chrome plating, 24-hour salt spray test. Close-fitting dumbbell. 12mm thick polyurethane layer. Choose from straight or curl bars. Customized knurling available. Tolerance: ±1-3%. Weight increment: 10-50KG.

CPU RING-COLLARED BARBELL



▲ DIMENSIONS
• JUMP EVERY 5 KILOGRAMS (1MF10-1MF50)

The stylish and durable black urethane finish is known for its superior performance. You can add your logo, slogan, or for a lighter touch, your brand color to our urethane barbell sets. High-quality polyurethane material. Surface treatment nickel or hard chrome plating, 24-hour salt spray test. Close-fitting dumbbell. 12mm thick polyurethane layer. Choose from straight or curl bars. Customized knurling available. Tolerance: ±1-3%. Weight increment: 10-50KG.

CPU CLASSIC BARBELL



▲ DIMENSIONS
• JUMP EVERY 5 KILOGRAMS (1MF10-1MF50)

The classic look can often be a staple in any gym and is the perfect addition to strength training at any time. High-quality polyurethane/rubber material. Surface treatment nickel or hard chrome plating, 24-hour salt spray test. Close-fitting dumbbell. 12mm thick polyurethane layer. Choose from straight or curl bars. Customized knurling available. Tolerance: ±1-3%. Weight increment: 10-50KG.

CPU INNER-DODECAGON BARBELL



▲ DIMENSIONS
• JUMP EVERY 5 KILOGRAMS (1MF10-1MF50)

Our urethane barbells won't be seen to scuff or mark your gym floor. Whether you are a gym, hotel, or home with your own gym, you can fully tailor your design to match what you want. High-quality polyurethane material. Surface treatment nickel or hard chrome plating, 24-hour salt spray test. Close-fitting dumbbell. 12mm thick polyurethane layer. Choose from straight or curl bars. Customized knurling available. Tolerance: ±1-3%. Weight increment: 10-50KG.

CAPTAIN AMERICA BARBELL




▲ DIMENSIONS
• JUMP EVERY 5 KILOGRAMS (1MF10-1MF50)

Famous and color-unique appearance, let your gym add bright colors. You can all fully customize the colors you want to match the venue you are using. High-quality polyurethane material. Surface treatment nickel or hard chrome plating, 24-hour salt spray test. Close-fitting dumbbell. 12mm thick polyurethane layer. Choose from straight or curl bars. Customized knurling available. Tolerance: ±1-3%. Weight increment: 10-50KG.

FREE WEIGHT KETTLEBELLS

Custom LOGO weight service
for our clients,
optional in
a variety of colors.



INNER-RING KETTLEBELL



▲ DIMENSIONS
• JUMP EVERY 2 KILOGRAMS (1MF8-1MF32)

We manufacture commercial-quality kettlebells that are built to last, ensuring durability and reliability. The smooth chrome handle is great to grip and looks fresh. Perform everything exercise from your calves to your arms and shoulders. An extra wide and comfortable grip makes these weights easy to hold and ideal for the maneuverings of kettlebell exercises. Weight increment: 8KG - 32KG

INNER-TRIANGEL KETTLEBELL




▲ DIMENSIONS
• JUMP EVERY 2 KILOGRAMS (1MF8-1MF32)

We manufacture commercial-quality kettlebells that are built to last, ensuring durability and reliability. The smooth chrome handle is great to grip and looks fresh. Perform everything exercise from your calves to your arms and shoulders. An extra wide and comfortable grip makes these weights easy to hold and ideal for the maneuverings of kettlebell exercises. Weight increment: 8KG - 32KG



Custom Weights

Custom LOGO weight service for our clients, optional in a variety of colors.



CUSTOMER CASES



Frame Colors



FRAME COLOURS



PRODUCT COLOR




FRAME COLORS


FRAME COLORS

Personalize your upholstery color to make your fitness equipment truly yours.


Upholstery Colors




PRODUCT COLOR




BLACK



GREY



RED





RPYABLUE



MAXPUMP
DESIGNED FOR ELITE ATHLETES

www.maxpumpsport.com

 MAXPUMSPORT
 maxpumpsport

Unlock Your Elite Potential

Maxpump
ENGINEERED IN USA

Maxpump's US-designed, ergonomic, and innovative devices ensure efficient and safe training. Elevate your performance with our patented equipment.

MAXPUMP
www.maxpumpsport.com



**REPCON
COMPANY**

AC REPCON





AC REPCON

"Every each Repetition , We Concerned"

Production of exercise equipment
Imported and domestic health equipment
Fitness start-up and consignment consulting

PRODUCT DOCUMENTATION

AC REPCON

SEATED ROW
DELTA



CHESTPRESS
DELTA



LINEAR
ROW



LINEAR
SHOULDER



LEVERAGE
SQUAT

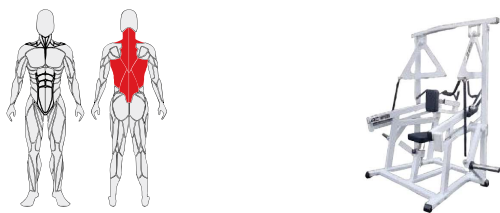


PENDULUM
SQUAT



SEATEDROW DELTA

It is designed with a trajectory that falls diagonally. It provides a strong sense of contraction at maximum contraction. It can be driven on one side, and you can feel an excellent sense of movement even in a one-arm row.



Product Name	SEATED ROW DELTA	Color	○ ● ●
Dimensions	W 1250mm x L 1100mm x H 1800mm	Manufacturing Country	KOREA
Manufacturing Company	REPCONCOMPANY		

※ For details, please contact "repconcompany@naver.com"



LINEAR ROW

This machine allows even beginners to easily demonstrate the bent over row movement. The difference between the saddle angle and the slide angle creates a movement trajectory that naturally moves toward the pelvis. Depending on the grip position, targeting exercises for the upper and lower back are possible.



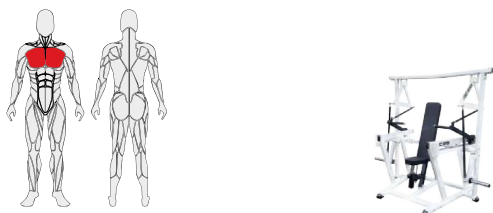
Product Name	LINEAR ROW	Color	○ ● ●
Dimensions	W 820mm x L 1400mm x H 1020mm	Manufacturing Country	KOREA
Manufacturing Company	REPCONCOMPANY		

※ For details, please contact "repconcompany@naver.com"



CHESTPRESS DELTA

It moves in a straight line, creating a more stable press movement with consistent elbow and shoulder positions, and provides excellent eccentric contraction sensation during peak contraction.



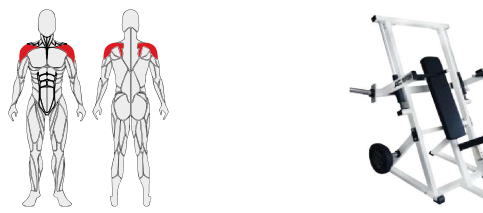
Product Name	CHESTPRESS DELTA	Color	○ ● ●
Dimensions	W 1700mm x L 1100mm x H 1800mm	Manufacturing Country	KOREA
Manufacturing Company	REPCONCOMPANY		

※ For details, please contact "repconcompany@naver.com"



LINEAR SHOULDER

Due to the slight difference between the backrest angle and sliding angle according to the linear motion trajectory, it boasts excellent sense of movement and weight transfer when changing direction.



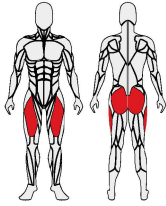
Product Name	LINEAR SHOULDER	Color	○ ● ●
Dimensions	W 1700mm x L 1270mm x H 1670mm	Manufacturing Country	KOREA
Manufacturing Company	REPCONCOMPANY		

※ For details, please contact "repconcompany@naver.com"



LEVERAGE SQUAT

With an exercise trajectory opposite to that of the V-squat, General back squat movements can be performed more stably.

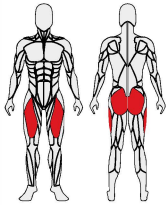


Product Name	LEVERAGE SQUAT	Color	○ ● ●
Dimensions	W 720mm x L 1560mm x H 1490mm	Manufacturing Country	KOREA
Manufacturing Company	REPCONCOMPANY		

※ For details, please contact "repconcompany@naver.com"

PENDULUM SQUAT


It reduces the strain on your back and lumbar spine, giving you more movement that you may otherwise miss during squat exercises. This can give greater focus to the thighs and gluteus maximus.



Product Name	PENDULUM SQUAT	Color	○ ● ●
Dimensions	W 850mm x L 2870mm x H 1615mm	Manufacturing Country	KOREA
Manufacturing Company	REPCONCOMPANY		

※ For details, please contact "repconcompany@naver.com"

REPCONCOMPANY Installation Site





intenza





intenza



intenza



intenza

450ER—SERIE Ti2H LAUFBAND _____ INTENZAfitness.COM



intenza

450ER—SERIE ELLIPSENTRAINER _____INTENZAfitness.COM



intenza



intenza



ntenna



ntenna



ntenna



intenza



ntenna

